



SAMMONS EQUIPMENT MANUFACTURING CORPORATION

Shammi Industries

Aluminum cabinets for steam table pans with stainless steel corrugated sides or extruded aluminum side panels, Non-insulated

390-A Meyer Circle, Corona, California 92879-1078

Phone (951) 340-3419

Fax (951) 340-2716


- Ideal for 12"x20" U.S.A. hotel steam pans and European / gastronorm GN 1/1 (325mmx530mm) pans.
- Aluminum cabinets available with stainless steel corrugated sides or with extruded aluminum interlocking side panels.



These cabinets are ideal for storage and transportation of bulk food in hotel steam pans. Corrugations or extruded slides are spaced on 1 1/2" centers and can be skipped to obtain different spacing for 4" or 6" deep pans. Each cabinet comes with horizontal stabilizing bars to prevent "racking". Other features include:

- **Top:** Made from inner and outer panels each 0.063" thick.
- **Bottom:** 0.190" thick formed into one piece.
- **Corrugated Sides:** Made from 0.030" thick (min.) stainless steel sheets with corrugations spaced on 1 1/2" centers. Pans can be pulled out past the half way point without tipping over.
- **Extruded Sides:** 0.075" thick specially extruded aluminum panels with 0.100" thick horizontal tray slides on 1 1/2" centers. Panels have interlocking inverted "V" seams which are further strengthened at the joints.
- **Uprights:** 2"x1"x0.125" specially extruded channels.
- **Back:** 0.063" aluminum formed and welded/rived to top, deck and sides.
- **Door:** 0.080" aluminum pan type, vertically reinforced with 1" square tubing, furnished with S/S latch.
- **Casters:** 5"x1 1/4" deluxe, N.S.F. listed, all swivel.
- **Hinges:** Heavy duty 12 GA. S/S.

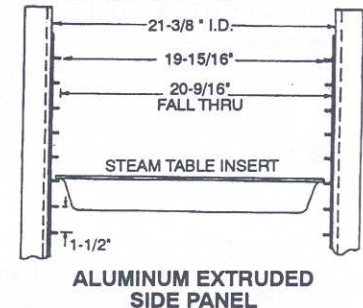
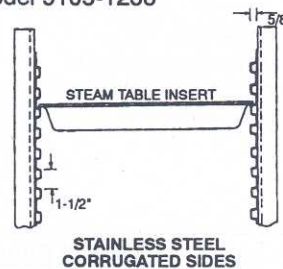
Pan Size: U.S.A. 12"x20" steam pan or gastronorm GN 1/1 (325mmx530mm) steam pan. Cabinets will also accommodate GN 2/1 pan (530mmx650mm).



Aluminum Cabinet with Stainless Steel Corrugated Sides
Model 9105-1238



Aluminum Cabinet with Aluminum Extruded Side Panels
Model 9220-1230



Type	Model No.	*Pan Capacity	Pan Size (inches)	O.A. Dimensions (inches)			Shipping Weight (Pounds)
				Width	Depth	Height	
Stainless Steel Corrugated Sides	9105-1238	38	12x20	25	30 1/8	69 3/8	128
	9105-1230	30	12x20	25	30 1/8	57 3/8	120
	9105-1220	20	12x20	25	30 1/8	42	105
	9105-1216	16	12x20	25	30 1/8	36	92
Extruded Aluminum Interlocking Side Panels	9220-1238	38	12x20	25	30 1/8	69 3/8	120
	9220-1230	30	12x20	25	30 1/8	57 3/8	112
	9220-1222	22	12x20	25	30 1/8	45 3/8	94
	9220-1216	16	12x20	25	30 1/8	36	84

Optional heavy duty reinforced back is available add "-HD" after the model number.

Options:

1. Four corner bumpers.
2. Wrap around bumpers.
3. Swing door catch.
4. Lockable latch.
5. Wheel Brakes.
6. Poly casters.
7. Door tag.
8. Heavy duty reinforced back.

9105 Series cabinets are also available in all stainless steel construction. Add "-SS" after model number.

*Pan capacity based on two 2 1/2" deep steam pans per set of corrugations or extruded slides. Capacity for 4" or 6" deep pan will vary.

Better food service equipment — standard models and custom designs.