



- Heavy duty cabinet for holding or delivering food in various stages in 18"x26" sheet pans & 12"x20" steam pans.
- Stays sanitary with routine steam cleaning.
- Lightweight due to all aluminum construction, yet extremely rugged for long lasting service.
- Offered in both insulated and non-insulated models.

For today's needs in mind. Top & bottom are extra strong, heli-arc welded to the frame with additional reinforcing on the inside. Each cart comes with horizontal stabilizing bars to prevent "racking". Other features include:

- **Top:** Made from inner & outer panels each 0.063" thick.
- **Bottom:** 0.190" thick formed into one piece.
- **Sides:** 0.075" thick specially extruded aluminum panels with 0.100" thick horizontal tray slides on 1 1/2" centers. Panels have interlocking inverted "V" seams which are further strengthened at the joints.
- **Uprites:** 2"x1"x0.125" specially extruded channels.
- **Back:** 0.080" aluminum, brake formed into "C" section at ends to join rear uprite channels with extra reinforcement in the middle.
- **Door:** 0.080" aluminum pan type, vertically reinforced in the middle with 1" square tubing.
- **Casters:** 5"x1 1/4" deluxe, N.S.F. approved, all swivel.
- **Hinges and Latches:** Heavy duty 12 GA. S/S latch.
- **Insulation:** Insulated models use 1" polyurethane board between inner and outer panels at top, bottom, side and back. Outer shell is 0.063" thick.

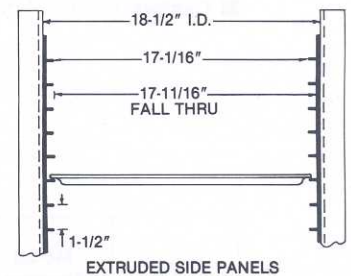


Model S-4285-39 (with optional lockable latch.)

**Non-insulated models:**

Model No.	Pan Capacity (18"x26")	Overall Dimension (Inches)			Shipping Weight (pounds)
		A Width	B Depth	C Height	
S-4285-39	39	22	30 1/8	69 3/8	124
S-4285-31	31	22	30 1/8	57 3/8	114
S-4285-23	23	22	30 1/8	45 3/8	104
*S-4285-36-12	*36	25	30 1/8	69 3/8	129
*S-4285-24-12	*24	25	30 1/8	57 3/8	119

\*For 12"x20"x2 1/2" steam pans (two per pair of slides)



**Insulated models:**

Model No.	Pan Capacity (18"x26")	Overall Dimension (Inches)			Shipping Weight (pounds)
		A Width	B Depth	C Height	
S-4285-39-IN	39	24	32	69 3/8	188
S-4285-31-IN	31	24	32	57 3/8	175
S-4285-23-IN	23	24	32	45 3/8	162

**Correctional package available. Consult factory.**

**NOTE:** Non-insulated model S-4285-35 with 35 pan capacity (O.A. height 63 3/8") is also available. Consult factory.

**Options:**

1. Four corner bumpers.
2. Wrap around bumper.
3. Swing door catch.
4. Wheel brakes.
5. Polyurethane casters (5")
6. Door tag holders.
7. Lockable latch.
8. Balloon casters (6")

*Better food service equipment — standard models and custom designs.*