



- Designed for 18"x26" bun pans and 12"x20" steam pans and gastronorm GN 2/1 and GN 1/1 pans.
- Choice of standard duty or heavy duty models.

These racks are designed for bun pans and steam pans to ride on their outer rim. Racks for bun pans are available in either all aluminum or all stainless steel. Racks for steam pans are available in aluminum frame with S/S channel slides or in all stainless steel construction. Racks allow pans to be placed on 1/2" increments depending upon thickness of the pan.

Standard Duty Models (Single Rack)

Model No.		Pan Size (inches)	Pan Capacity	Pan Spacing (inches)	O.A. Dimensions (inches)			Weight (lbs.)	
Aluminum	Stainless Steel				Width	Depth	Height	Alum.	S/S
9582-39	2582-39	18x26	39	1 1/2	20 3/8	26 1/2	70	64	98
9582-35	2582-35	18x26	35	1 1/2	20 3/8	26 1/4	64 1/4	60	94

Heavy Duty Models (Single Rack)


Model No.		Pan Size (inches)	Pan Capacity	Pan Spacing (inches)	O.A. Dimensions (inches)			Weight (lbs.)	
Aluminum	Stainless Steel				Width	Depth	Height	Alum.	S/S
9582-HD-38	2582-HD-38	18x26	38	1 1/2	20 3/8	26 1/2	69 1/16	64	98
9582-HD-34	2582-HD-34	18x26	34	1 1/2	20 3/8	26 1/2	64 3/16	61	95
**9582-HD-1214	2582-HD-1214	12x20	14	3	16 3/4	21 1/2	54 3/16	52	79
**9582-HD-1208	2582-HD-1208	12x20	8	3	16 3/4	21 1/2	36	40	65
**9582-HD-1238	2582-HD-1238	12x20	*38	3	23 3/8	26 1/2	69 1/16	74	99
**9582-HD-1234	2582-HD-1234	12x20	*34	3	23 3/8	26 1/2	64 3/16	72	95
**9582-HD-1228	2582-HD-1228	12x20	*28	3	23 3/8	26 1/2	54 3/16	66	89
**9582-HD-1216	2582-HD-1216	12x20	*16	3	23 3/8	26 1/2	36	46	66

Heavy Duty Models (Double Racks)

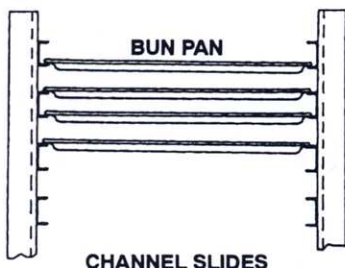
Model No.		Pan Size (inches)	Pan Capacity	Pan Spacing (inches)	O.A. Dimensions (inches)			Weight (lbs.)	
Aluminum	Stainless Steel				Width	Depth	Height	Alum.	S/S
9582-D-78	2582-D-78	18x26	78	1 1/2	40 3/4	26 1/2	69 1/16	105	140
9582-D-62	2582-D-62	18x26	62	1 1/2	40 3/4	26 1/2	57 1/16	101	130
**9582-D-1278	2582-D-1278	12x20	*78	3	46 1/8	26 1/2	69 1/16	112	154
**9582-D-1262	2582-D-1262	12x20	*62	3	46 1/8	26 1/2	57 1/16	106	142

*Pan capacity based on 2 1/2" deep pans, 2 pans / pair of slides.

**Channel slides for steam pans are stainless steel on these aluminum models.

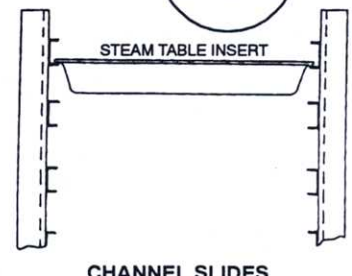


Heavy Duty Aluminum Roll In Single Rack
Model 9582-HD-38 (For 18"x26" Bun Pans)



Options:

1. Side Loading construction (for 18"x26" bun pans)
2. Poly Casters
3. Corner Bumpers
4. Vertical Panstop
5. Solid base
6. Wrap Around Bumper
7. Wheel Brakes (pair).
8. Floor Lock.
9. Solid Sides.



Better food service equipment — standard models and custom designs.



SAMMONS EQUIPMENT

MANUFACTURING CORPORATION
Shammi Industries

Tray service rack, non-tip trapezoid channel slide, aluminum & stainless steel

390-A Meyer Circle, Corona, California 92879-1078

Phone (951) 340-3419

Fax (951) 340-2716

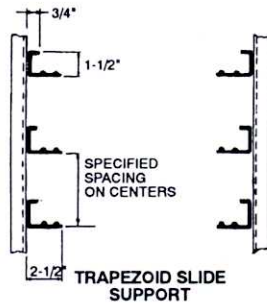
- For efficient and effective handling of rectangular or trapezoid shape trays.
- Non-tip style channel slides prevent trays from “tipping over” even when partially pulled out.



Single Rack
Model 9584-1424

Specifications:

- **Slides:** Specially extruded 3/4"x2 1/2"x1 1/2"x0.075" double beaded aluminum or 18 GA. stainless steel.
- **Uprites:** 1/8" thick extruded aluminum or heavy GA. stainless steel.
- **Casters:** 5"x1 1/4" deluxe, all swivel, N.S.F. listed.



Double Rack
Model 9172-1824

Single Racks, End Loaded (except as noted)

Model No.		Pan Size (Inches)	Pan Capacity	Pan Spacing (Inches)	O.A. Dimensions (Inches)			Weight (Pounds)	
Aluminum	Stainless Steel				Width	Depth	Height	Alum	S/S
9584-1820	2584-1820	18x26	20	3	20 1/2	29	69 1/16	62	105
9584-1816	2584-1816	18x26	16	3	20 1/2	29	57 1/16	56	90
9584-1812	2584-1812	18x26	12	5 1/16	20 1/2	29	69 1/16	55	89
9584-1440	2584-1440	*14x18	40	3	20 1/2	29	69 1/16	62	105
9584-1424	2584-1424	*14x18	24	5 1/16	20 1/2	29	69 1/16	56	90
9584-1524	2584-1524	*15x20	24	5 1/16	22 1/2	31 1/2	69 1/16	58	92

*2 Trays side by side on same pair of angles.

Options:

1. Corner bumpers.
2. Wheel brakes (pair)
3. Vertical panstop
4. Solid base
5. Wrap around bumper.
6. Floor lock.
7. Polyurethane casters.
8. Solid sides
9. Solid back.
10. Solid top.
11. Angle slides instead of trapezoid slides.

Double Racks, Side Loaded (2 trays/pair of slides) (except as noted)

Model No.		Pan Size (Inches)	Pan Capacity	Pan Spacing (Inches)	O.A. Dimensions (Inches)			Weight (Pounds)	
Aluminum	Stainless Steel				Width	Depth	Height	Alum	S/S
9172-1824	9172-SS-1824	13x18	48	5 1/16	40 1/4	29	69 7/16	110	142
		14x18	48	5 1/16					
9172-1818	9172-SS-1818	**18x26	24	5 1/16	40 1/4	29	55	102	136
		13x18	36	5 1/16					
		14x18	36	5 1/16					
9172-2248	9172-SS-2248	14x22	48	5 1/16	48 1/4	29	69 7/16	110	152
		9172-2236	9172-SS-2236	14x22	36	5 1/16	48 1/4	29	55
9172-1524	9172-SS-1524	**15x20	24	5 1/16	34 1/2	23	69 7/16	88	139
9172-1518	9172-SS-1518	**15x20	18	5 1/16	34 1/2	23	55	82	130
9172-1624	9172-SS-1624	**16x22	24	5 1/16	36 1/2	26 1/2	69 7/16	88	139
9172-1618	9172-SS-1618	**16x22	18	5 1/16	36 1/2	26 1/2	55	82	130

**One tray/pair of slides end loaded

Racks for special tray sizes and for different spacing / capacity are available. Please consult factory.

Better food service equipment — standard models and custom designs.