


- High quality heavy duty dolly for storing, moving and dispensing dishes.
- Open from all 4 sides with flexibility of handling different size dishes including round and oval plates, platters and bowls.

This workhorse allows fast and efficient storage and movement of dishes from washer to dispensing areas. Stacks of dishes are held safely between uprights preventing spilling and breakage. Convenient height of majority of the models, wide track and compact design provide easy storage of dolly under most counters. Plastisol coating of uprights at points of contact prevent dishes from chipping, scratching and breakage.

Standard models are designed for specific size ranges. For greater flexibility, universal deluxe dollies, each with two adjustable adapters are offered which allow a large number of possible arrangements to mix and match various size dishes, bowls, plates and platters. 5"x1 1/4" deluxe, all swivel casters provide excellent maneuverability.



Style A

4 Compartments Standard Dolly
Model 9601-1011-240



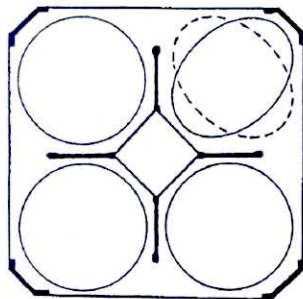
Style B

8 Compartments Standard Dolly
Model 9601-57-480

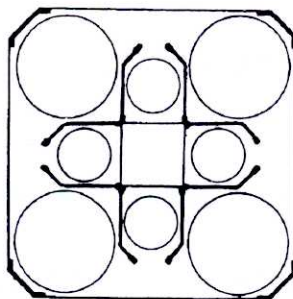


Style C

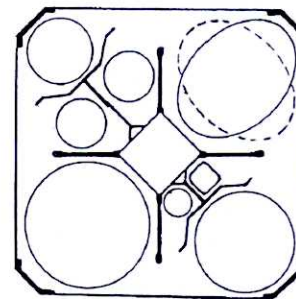
4 Compartments Universal Deluxe Dolly
Model 9601-DE-11 (comes standard
with 2 adjustable adapters)



STYLE "A"



STYLE "B"



**STYLE "C"
WITH TWO ADJUSTABLE
ADAPTERS**



**For specifications, model numbers & options please see the
back of this sheet.**

Better food service equipment — standard models and custom designs.

Dish Dolly Specifications

- **Base:** 0.125" aluminum
- **Center Box Panels:** 0.125" aluminum
- **Corner Posts:** Specially extruded reinforced and wide angle shaped aluminum channel 45/8"x11/16" with wall thickness ranging from 0.105" to 0.500".
- **Dividers:** Specially extruded, reinforced and shaped aluminum bar 1/2"x51/8" with forked end.
- **Top Cap:** 0.063" aluminum
- **Points of Contact:** All points of contacts between corner posts and dividers are coated with approved Plastisol.
- **Caster Posts:** Reinforced 0.125" aluminum, double wall.
- **Casters:** 5"x1/14" deluxe, all swivel.

Universal Deluxe Models (Furnished with two adjustable adapters)

Universal Deluxe Model	Approx Capacity	Plate/Dish Diameter (inches)	Style	Overall Dimension (inches)			Weight (Pounds)	Remarks (See notes)
				Width	Depth	Height		
9601-DE-11	Varies	4 ¹ / ₈ to 10 ⁷ / ₈	C	23	23	32	70	1,4
9601-DE-13	Varies	4 ¹ / ₈ to 12 ³ / ₄	C	27 ¹ / ₂	27 ¹ / ₂	32	80	1,4

Standard Models (Adjustable Adapters are optional)

Model	Approx Capacity	Plate/Dish Diameter (inches)	Style	Overall Dimension (inches)			Weight (Pounds)	Remarks (See notes)
				Width	Depth	Height		
9601-68-240	240	6 ⁷ / ₈ to 8 ¹ / ₂	A	19	19	32	58	1,4
9601-89-240	240	8 ⁵ / ₈ to 9 ⁷ / ₈	A	21	21	32	52	1,4
9601-46-480	480	4 ⁷ / ₈ to 6 ³ / ₈	B	21	21	32	52	1,2
9601-57-480	480	5 ¹ / ₂ to 7 ¹ / ₂	B	23	23	32	60	1,2
9601-1011-240	240	10 to 11 ¹ / ₄	A	23	23	32	50	1,4
9601-1113-200	200	11 ³ / ₈ to 13 ¹ / ₈	A	27 ¹ / ₂	27 ¹ / ₂	32	76	1,4
9601-911-480	480	Banquet Rings	A	23	23	44	60	1,3

Notes:

1. Capacity varies based on weight, thickness, size and nesting of dishes and is shown here for reference only.
2. Larger dish size in style "B" will fit in the outer corner sections.
3. Banquet ring size used here varies from 9¹/₂" to 11¹/₈" in diameter.
4. For smaller size dishes (4" to 4³/₄"), use adapter kit. The largest dish size will vary.

Options:

1. Wrap around bumper.
2. Adjustable adapter.
3. Brakes on casters.
4. 5" polyurethane casters.
5. Vinyl dust cover.
6. Special color Plastisol.