

PRICE LIST EFFECTIVE
AUGUST 1,2015

Sammons Equipment Manufacturing Corporation

SHAMMI INDUSTIRES



**Our “Queen Marys”
have made us Famous!!!!**



TABLE OF CONTENTS

QUEEN MARYS & SHELF TRUCKS	PA-1 thru PA-7	UTILITY & BUSSING CARTS	PE-1 thru PE-12
CABINETS, TRANSPORT & DELIVERY	PB-1 thru PB-9	DOLLIES & PLATFORM TRUCKS	PF-1 thru PF-6
PROOFING & HOT CABINETS	PC-1 thru PC-14	SHELVING & DUNNAGE RACKS	PG-1 thru PG-5
RACKS	PD-1 thru PD-17	SLICER STANDS & WORK TABLES	PG-1 and PH-1

TERMS & CONDITIONS & WARRANTY SEE INSIDE BACK COVER

X-REFERENCE CHART

MODEL #	Page Number	MODEL #	Page Number	MODEL #	Page Number	MODEL #	Page Number
CV-12	PD-4A	2173-2175	PE-3	2580	PD-1,PD-16E	9235	PC-6
E-11007	PA-1	2176	PA-5,PE-3	2581	PD-2A,PD-2B	9236	PC-4,PC-4A
GR	PH-1	2177-2179	PE-3	2582	PD-7	9238	PC-7
S-224	PE-2	2180	PA-5,PF-2	2583	PD-9	9240	PB-5
S-3131	PD-5,PD-6, PD-9	2191	PE-5	2584	PD-7	9250	PC-2,PC-3,PC-7,PC-13A
S-3587	PA-1	2192	PE-5	2585	PD-2,PD-4A, PD-11PD-16D,PD-12A	9251	PC-1,PC-1A
S-3658	PA-1	2193	PE-5	2586	PD-4A	9252	PC-2,PC-3,PC-13A
S-3751 THRU	PF-4	2194	PE-1,PE-2	2589	PD-3	9253,9254	PC-5
S-3755	PF-6	2195	PE-1	2601,2602	PH-1	9256	PC-4,PC-4A
S-3921	PF-6	2196,2198	PE-2	2603,2604	PH-1	9260	PD-14
S-4100	PD-3,PD-14,PD-16E	2200	PB-3B	2607	PG-1		
S-4285	PB-2	2202	PB-3C,PB-3D,PB-3E	2801	PC-10	9264	PB-4,PB-6
S-4354	PD-4,PD-9, PD-11	2205	PB-8	2803	PC-8,PC-13A		
S-4358	PD-5	2230	PC-3	2805	PC-8	9270	PC-2
S-5030	PA-3	2231	PC-1,PC-6	3919	PA-1	9271	PC-1
S-5036	PA-3,PE-11	2232	PC-3	4210	PA-1	9273,9274	PC-5
S-5065	PB-8C	2233	PC-6	5166,5167	PE-1A	9280	PC-2,PC-3,PC-13A
S-5100	PA-2	2234	PC-1,PC-6	5170,5171	PE-1A	9281	PC-1,PC-1A
S-5108	PA-3,PB-3A,	2235	PC-6	6231,6235	PF-4	9282	PC-2,PC-3,PC-13A
S-5181	PB-8C,PE-11	2236	PC-4	6251,6255	PF-4		
S-5481	PD-16,PB-8C,PD-16A	2237	PC-9	6271	PF-4	9283	PC-5
WHD	PD-4	2238	PC-7	6275	PF-4	9284	PC-5,PC-13
1940	PD-4A	2250	PC-2,PC-7,PC-13A	6281,6285	PF-4	9286	PC-4,PC-4A
1941	PE-4,PE-9	2251	PC-1	9001	PE-5	9288	PC-7,PC-13
2001	PE-9	2252	PC-2,PC-3,PC-13A	9007-9008	PE-6	9292	PC-3,PC-13A
2006,2007	PE-5	2253,2254	PC-5	9023-9030	PA-5	9298	PC-7
2008	PE-6,PE-12	2256	PC-4	9040	PD-15,PD-16	9351	PG-4
2010-2012	PE-6	2270	PC-2	9045	PA-4,PA-5	9355	PG-4
2023-2030	PE-1	2271	PC-1	9047	PD-16,PD-16C	9359	PD-13
2035-2038	PA-5	2274	PC-5	9048	PD-16B	9412	PC-9
2040	PE-1			9070	PA-6	9501	PA-6
2041	PE-4	2280	PC-2,PC-3	9085	PF-1,PF-2	9502	PA-2
2043-2045	PE-4,PE-8	2281	PC-13A	9086	PF-1, PF-3	9503	PA-3,PA-6A
2047,2048	PE-4	2282	PC-2,PC-3	9090	PF-3,PF-2	9504	PA-4
2049	PE-3A	2283,2284	PC-5	9105	PB-1,PB-3,PB-4,PB-2A	9506	PA-6
2070	PA-6	2285	PC-11-PC-11D	9115	PB-3	9560,9562	PD-13
2085	PF-1,PF-2	2286	PC-12	9120	PD-4,PD-9,PD-11	9563	PD-16B
2086	PF-1,PF-2	2287	PC-4,PC-11E,PC-12	9130	PE-9,PF-1,PG-3,PE-12	9564	PD-13
2089	PD-6	2288	PC-11F	9150,9152	PB-2,PB-2A	9565	PD-16A
2142	PE-3, PE-3A	2289	PC-11,PC-11F	9156	PB-3,PB-3A,PB-2A,PB-3B,PB-4,PB-5,PB-7,PB-8,PD-12	9566	PE-10
2143	PE-3,PE-7,PE-3A	2292	PC-7,PC-13	9158	PB-3	9580	PD-1,PD-15,PD-16E,PD-2C
2145,2146	PE-7	2298	PC-10	9170,9171	PD-12	9581	PD-1,PD-2A,PD-2B,PD-2C
2147	PE-4,PE-8	2305	PC-3,PC-12,PC-13A,PC-13	9172	PD-7	9582	PD-7,PD-9
2148	PE-10,PE-11	2306	PG-1	9200	PB-3B	9583	PD-9,PD-10
2150	PB-6,PB-8,PB-8B	2307,2308	PG-2	9202	PB-3C,PB-3D,PB-3E	9584	PD-7
2151	PB-8A	2309,2310	PG-5	9220	PB-1,PB-3,PB-3A,PB-4,PB-7	9585	PD-2,PD-4A,PD-9,PD-10,PD-11,PD-14,PD-16D
2153,2154	PE-3,PE-1A	2313,2314	PG-3	9230	PC-3	9586	PD-4A,PD-8
2160-2167	PA-5,PE-3	2412	PC-9	9231	PC-1,PC-6,PC-1A	9587	PD-8
2168	PE-3	2502	PA-2	9233	PC-6	9588	PG-1
2169-2171,2172	PA-5,PE-3	2503	PA-3,PA-6A	9232	PC-3	9589	PD-3
		2504	PA-4	9234	PC-1,PC-6	9601	PF-3,PF-6
		2506	PA-6			9602	PF-5
						9803	PC-8,PC-13A



SAMMONS EQUIPMENT MFG. CORP.

SHAMMI INDUSTRIES

SAMCO

www.sammonsequipment.com

390-A Meyer Circle

Corona, CA 92879-1078

Tel: (951) 340-3419 • Fax: (951) 340-2716


Corrugated sides delivery & storage cabinet, standard & heavy duty, non-insulated, aluminum

CATALOG PAGE B-1

Type	Model Number	Pan Capacity	Pan Size (Inches)	O.A. Dimensions (Inches)			Weight (Pounds)	List Price
				W	D	H		
Standard Duty	9105-1839	39	18 x 26	22	30 $\frac{3}{8}$	69 $\frac{3}{8}$	136	\$1,752
	9105-1831	31	18 x 26	22	30 $\frac{3}{8}$	57 $\frac{3}{8}$	125	P.O.R.
	9105-1822	22	18 x 26	22	30 $\frac{3}{8}$	45 $\frac{3}{8}$	104	P.O.R.
Heavy Duty	9105-HD-1839	39	18 x 26	22	30 $\frac{3}{8}$	69 $\frac{3}{8}$	142	\$1,817
	9105-HD-1831	31	18 x 26	22	30 $\frac{3}{8}$	57 $\frac{3}{8}$	131	P.O.R.

NOTE: Corrugations are spaced on 1 $\frac{1}{2}$ " centers.

Cabinets are also available in s/s construction. Add "-SS" after model number and add 85% to above prices based on a minimum quantity of 5 units. Consult factory. For options, see Table BB-1



9105-HD-1839

Aluminum cabinets with stainless steel corrugated sides, for steam pans & gastronorm pans, non-insulated


Pan Size: U.S.A. 12"x 20" steam pan or gastronorm GN 1/1 (325mm x 530mm) steam pan.

Cabinets will also accommodate GN 2/1 pan (530mm x 650mm).

CATALOG PAGE B-2

Type	Model Number	*Pan Capacity	Pan Size (Inches)	O.A. Dimensions (Inches)			Weight (Pounds)	List Price
				W	D	H		
Aluminum Frame S/S Corrugation	9105-1238	38	12 x 20	25	30 $\frac{3}{8}$	69 $\frac{3}{8}$	153	\$2,645
	9105-1230	30	12 x 20	25	30 $\frac{3}{8}$	57 $\frac{3}{8}$	145	P.O.R.
All S/S Frame & Corrugation	9105-1238-SS	38	12 x 20	25	30 $\frac{3}{8}$	69 $\frac{3}{8}$	209	\$4,118
	9105-1230-SS	30	12 x 20	25	30 $\frac{3}{8}$	57 $\frac{3}{8}$	188	P.O.R.

* Pan capacity based on two 2 $\frac{1}{2}$ " deep steam pans per set of corrugations. Capacity for 4" or 6" deep pans will vary. Corrugations are spaced on 1 $\frac{1}{2}$ " centers. For options, see Table BB-1



9105-1238

Aluminum extruded side panel cabinets for gastronorm & steam pans, non-insulated

Pan Size: U.S.A. 12"x 20" steam pan or gastronorm GN 1/1 and 2/1

CATALOG PAGE B-2

Model Number	*Pan Capacity	Pan Size (Inches)	O.A. Dimensions (Inches)			Weight (Pounds)	List Price
			W	D	H		
9220-1238	38	12 x 20	25	30 $\frac{3}{8}$	69 $\frac{3}{8}$	145	\$2,105
9220-1230	30	12 x 20	25	30 $\frac{3}{8}$	57 $\frac{3}{8}$	137	P.O.R.

*Pan capacity based on two 2 $\frac{1}{2}$ " deep steam pans per set of slides. Capacity for 4" or 6" deep pans will vary. For options, see Table BB-1

NOTE: Optional heavy duty reinforced back is available, add "-HD" after model number. Consult factory.



9220-1230

Delivery & storage cabinet, extruded sides, economy & standard duty, non-insulated, aluminum

CATALOG PAGE B-4

Type	Model Number	*Pan Capacity	Pan Size (Inches)	O.A. Dimensions (Inches)			Weight (Pounds)	List Price
				W	D	H		
Economy	9220-EC-1839	39	18 x 26	21	27 $\frac{3}{8}$	69 $\frac{3}{8}$	118	\$1,456
	9220-EC-1815	15	18 x 26	21	27 $\frac{3}{8}$	31 $\frac{1}{4}$	82	P.O.R.
Std. Duty	9220-1839	39	18 x 26	22	30 $\frac{3}{8}$	69 $\frac{3}{8}$	132	\$1,719
	9220-1835	35	18 x 26	22	30 $\frac{3}{8}$	63 $\frac{3}{8}$	126	P.O.R.
	9220-1831	31	18 x 26	22	30 $\frac{3}{8}$	57 $\frac{3}{8}$	118	P.O.R.

* Pan spacing is on 1 $\frac{1}{2}$ " centers. For options, see Table BB-1

NOTE: ALL CABINETS LISTED ON THIS PAGE COME FULLY ASSEMBLED & ARE FURNISHED WITH 5" CASTERS.



9220-1839



Samobile tray delivery & storage cabinet, heavy duty, insulated & non-insulated, aluminum

Non-Insulated Models: CATALOG PAGE B-3

Model Number	Pan Capacity	Pan Size (Inches)	Pan Spacing (Inches)	O.A. Dimensions (Inches)	Weight (Pounds)	List Price
				W x D x H		
S-4285-39	39	18 x 26	1½	22 x 30½ x 69¾	135	\$1,828
S-4285-35	35	18 x 26	1½	22 x 30½ x 63¾	129	1,994
S-4285-31	31	18 x 26	1½	22 x 30½ x 57¾	120	1,815
S-4285-23	23	18 x 26	1½	22 x 30½ x 45¾	104	1,747
*S-4285-36-12	*36	12 x 20	3	25 x 30½ x 69¾	145	P.O.R.
*S-4285-24-12	*24	12 x 20	3	25 x 30½ x 57¾	139	P.O.R.

* For 12" x 20" x 2½" steam pans (two pans/pair of slides)

Insulated Models:

Model Number	Pan Capacity	Pan Size (Inches)	Pan Spacing (Inches)	O.A. Dimensions (Inches)	Weight (Pounds)	List Price
				W x D x H		
S-4285-39-IN	39	18 x 26	1½	25 x 33 x 70¾	255	\$ 3,951
S-4285-31-IN	31	18 x 26	1½	25 x 33 x 58¾	240	\$ 3,698
S-4285-23-IN	23	18 x 24	1½	25 x 33 x 46¾	236	\$ 3,690

For options, see Table BB-1

Correctional package available. Consult factory.

Angle ledge tray delivery & storage cabinet, standard & heavy duty, non-insulated, aluminum

CATALOG PAGE B-8

Type	Model Number	*Pan Capacity (18"x26")	Pan Spacing (Inches)	O.A. Dimensions (Inches)	Weight (Pounds)	List Price
				W x D x H		
Standard Duty	9156-1820	20	3	22 x 30½ x 69¾	124	\$1,804
	9156-1816	16	3	22 x 30½ x 57¾	114	P.O.R.
	9156-1812	12	3	22 x 30½ x 45¾	104	P.O.R.
Heavy Duty	9156-HD-1820	20	3	22 x 30½ x 69¾	129	1,949
	9156-HD-1816	16	3	22 x 30½ x 57¾	119	1,865
	9156-HD-1812	12	3	22 x 30½ x 45¾	109	1,916

* Cabinets also available for 14"x 18" tray and with spacing other than 3". Consult factory.

Also available in s/s construction. Consult factory. Add 85% to above prices based on minimum quantity of 5 units and add "-SS" after model number. For options, see Table BB-1

Universal angle cabinets, heavy duty, insulated & non-insulated, aluminum

CATALOG PAGE B-11

Type	Model Number	Tray Capacity (see note)	*Slide Spacing (Inches)	No. of Slide Sets Furn.	O.A. Dimensions (Inches)	Weight (Pounds)	List Price
					W x D x H		
Non-Insulated	9150-11	11	4½	11	26 x 31 x 59½	175	\$2,543
	9150-12	12	4½	12	26 x 31 x 65½	185	2,680
	9150-13	13	4½	13	26 x 31 x 70	200	3,024
Insulated	9152-IN-10	10	4½	10	29½ x 36½ x 60½	266	P.O.R.
	9152-IN-13	13	4½	13	29½ x 36½ x 72½	285	4,261

* Adjustable on 1½" (38mm) centers.


NOTE: Capacity shown is for 18"x 26" bun pans. Each set of slides can carry one (1) each 18"x 26" or 20"x 22" bun pan or 530mmx650mm gastronorm (GN 2/1) pan or can carry two (2) each 14"x 18" trays, 12"x 20" U.S. (or 325mmx530mm) GN 1/1 gastronorm steam pans or 10"x 20" pans. **Cabinets are also available in s/s construction.** Consult factory. For options, see Table BB-1

CORRECTIONAL PACKAGE: These cabinets are also available with correctional package which includes 3 sets of non-removable hinges, fixed slides, lockable 24" long 12 ga. s/s vertical security padlock hasp, tamperproof screws, perimeter bumper and 6" balloon casters. Consult factory.	List Price
	\$909

NOTE: ALL CABINETS LISTED ON THIS PAGE COME FULLY ASSEMBLED & ARE FURNISHED WITH 5" CASTERS.



S4285-39



9156-HD-1820



9150-11
(with optional wrap around bumper)

Corrugated sides delivery & storage cabinet, standard & heavy duty, non-insulated, stainless steel

CATALOG PAGE B-2A

Type	Model Number	Pan Capacity	Pan Size (Inches)	O.A. Dimensions (Inches)			Weight (Pounds)	List Price
				W	D	H		
Standard Duty	9105-SS-1839	39	18 x 26	22	30 $\frac{1}{8}$	69 $\frac{3}{8}$	204	\$3,542
Heavy Duty	9105-SS-HD-1839	39	18 x 26	22	30 $\frac{1}{8}$	69 $\frac{3}{8}$	211	\$3,862

NOTE: Corrugations are spaced on 1 $\frac{1}{2}$ " centers.

For options, see Table BB-1

Angle ledge tray delivery & storage cabinet, standard & heavy duty, non-insulated, stainless steel



9105-SS-HD-1839

CATALOG PAGE B-2A

Type	Model Number	*Pan Capacity (18"x26")	Pan Spacing (Inches)	O.A. Dimensions (Inches)	Weight (Pounds)	List Price
				W x D x H		
Standard Duty	9156-SS-1820	20	3	23 $\frac{7}{8}$ x 30 $\frac{1}{4}$ x 69 $\frac{3}{8}$	255	\$3,638
	9156-SS-1812-5	12	5 $\frac{1}{16}$	22 x 30 $\frac{1}{4}$ x 69 $\frac{3}{8}$	240	3,578
Heavy Duty	9156-SS-HD-1820	20	3	23 $\frac{7}{8}$ x 30 $\frac{1}{4}$ x 69 $\frac{3}{8}$	265	3,926
	9156-SS-HD-1812-5	12	5 $\frac{1}{16}$	22 x 30 $\frac{1}{4}$ x 69 $\frac{3}{8}$	245	3,846

* Cabinets also available for 14"x 18" tray and with spacing other than 3". Consult factory.

For options, see Table BB-1



9156-SS-HD-1820

(with optional wrap around bumper & 6" balloon casters)

Universal angle cabinets, heavy duty, insulated & non-insulated, stainless steel

CATALOG PAGE B-11A

Type	Model Number	Tray Capacity (see note)	*Slide Spacing (Inches)	No. of Slide Sets Furn.	O.A. Dimensions (Inches)	Weight (Pounds)	List Price
					W x D x H		
Non-Insulated	9150-SS -11	11	4 $\frac{1}{2}$	11	26 x 31 x 59 $\frac{1}{2}$	252	\$4,405
	9150-SS -12	12	4 $\frac{1}{2}$	12	26 x 31 x 65 $\frac{1}{2}$	280	4,958
	9150-SS -13	13	4 $\frac{1}{2}$	13	26 x 31 x 70	296	5,095
Insulated	9152-SS -IN-6	6	4 $\frac{1}{2}$	6	29 $\frac{1}{2}$ x 36 $\frac{1}{8}$ x 43	340	5,980
	9152-SS -IN-10	10	4 $\frac{1}{2}$	10	29 $\frac{1}{2}$ x 36 $\frac{1}{8}$ x 60 $\frac{1}{2}$	378	6,130
	9152-SS -IN-13	13	4 $\frac{1}{2}$	13	29 $\frac{1}{2}$ x 36 $\frac{1}{8}$ x 72 $\frac{1}{2}$	398	6,982

* Adjustable on 1 $\frac{1}{2}$ " (38mm) centers.

NOTE: Capacity shown is for 18"x 26" bun pans. Each set of slides can carry one (1) each 18"x 26" or 20"x 22" bun pan or 530mmx650mm gastronorm (GN 2/1) pan or can carry two (2) each 14"x 18" trays, 12"x 20" U.S. (or 325mmx530mm) GN 1/1 gastronorm steam pans or 10"x 20" pans. For options, see Table BB-1



9150-13-SS

(with optional wrap around bumper & push handles)

CORRECTIONAL PACKAGE: These cabinets are also available with correctional package which includes 3 sets of non-removable hinges, fixed slides, lockable 24" long 12 ga. s/s vertical security padlock hasp, tamperproof screws, perimeter bumper and 6" balloon casters. Consult factory.	List Price
	\$909

**NOTE: ALL CABINETS LISTED ON THIS PAGE COME FULLY
ASSEMBLED & ARE FURNISHED WITH 5" CASTERS.**



SAMMONS EQUIPMENT MFG. CORP.

SHAMMI INDUSTRIES

SAMCO

www.sammonsequipment.com

390-A Meyer Circle

Corona, CA 92879-1078

Tel: (951) 340-3419 • Fax: (951) 340-2716

Super duty & heavy duty tray delivery cabinets, non-insulated aluminum

CATALOG PAGE B-9

Type	Model Number		Pan Spacing (Inches)	Pan Capacity (18x26)	O.A. Dimensions (Inches)			Weight (Pounds)	List Price	
	Super Duty	Extra Heavy Duty			W	D	H		Super Duty	Extra Heavy Duty
Extruded Sides	9220-SD-1839	9220-EHD-1839	1½	39	22	30¾	69¾	142	\$2,113	\$2,205
	9220-SD-1835	9220-EHD-1835	1½	35	21	27¾	63¾	136	2,161	2,236
	9220-SD-1831	9220-EHD-1831	1½	31	22	30¾	57¾	128	2,067	P.O.R.
Corrugated Sides	9105-SD-1839	-	1½	39	22	30¾	69¾	140	2,233	-
	9105-SD-1831	-	1½	31	22	30¾	57¾	134	2,200	-
	9105-SD-1822	-	1½	22	22	30¾	42¾	126	2,144	-
Angle Ledge	9156-SD-1820	9156-EHD-1820	3	20	22	30¾	69¾	143	2,423	2,571
	9156-SD-1816	9156-EHD-1816	3	16	22	30¾	57¾	137	2,401	2,488
	9156-SD-1812	9156-EHD-1812	5¼	12	22	30¾	69¾	129	2,268	P.O.R.

For options, see Table BB-1

Correctional package: Extra reinforced door, 3 hinges, 30" long s/s lockable latch, wrap around bumper & 6" balloon casters. Other options are available. Consult factory.

List Price
Add \$719 to Extra heavy duty model prices



9220-EHD-1835

Tray delivery carts/cabinets non-insulated, single section, aluminum & stainless steel

CATALOG PAGE B-7

Tray Size (Inches)	**Model Number		Tray Capacity Based on Spacing				O.A. Dimensions (Inches)			Weight (Pounds)		List Price	
	Aluminum	Stainless Steel	3"	4½"	5 1/16"	6"	W	D	H	Alum	S/S	Alum See note	S/S
14 x 18 Side Loaded 2 Trays/Pair of Slides	9156-1424	9156-SS-1424	40	26	24	20	22	32¾	69¾	149	274	\$2,136	\$4,167
	9156-1420	9156-SS-1420	36	24	20	18	22	32¾	63¾	142	266	2,145	4,183
	9156-1418	9156-SS-1418	32	20	18	16	22	32¾	57¾	138	260	2,132	4,163
	9156-1414	9156-SS-1414	24	16	14	12	22	32¾	45¾	126	250	2,117	4,128
15 x 20 Side Loaded 2 Trays/Pair of Slides	9156-1524	9156-SS-1524	40	26	24	20	24¼	35½	69¾	156	288	2,406	4,694
	9156-1520	9156-SS-1520	36	24	20	18	24¼	35½	63¾	148	276	2,332	4,549
	9156-1518	9156-SS-1518	32	20	18	16	24¼	35½	57¾	140	264	2,262	4,415
	9156-1514	9156-SS-1514	24	16	14	12	24¼	35½	45¾	132	254	2,199	4,292
*16 x 22	9156-1610	9156-SS-1610	18	12	10	9	20¼	27¾	63¾	136	260	2,335	4,555
	9156-1609	9156-SS-1609	16	10	9	8	20¼	27¾	57¾	130	250	2,271	4,432
	9156-1607	9156-SS-1607	12	8	7	6	20¼	27¾	45¾	124	242	2,125	4,146

*16"x 22" Trays are single end loaded, one tray/pair of slides.

**While ordering, please specify model number followed by capacity and desired spacing. For example, to order aluminum cart for 14"x 18" trays with 4½" spacing and 24 capacity, specify model no. 9156-1420-24-4 ½. Other spacings and carts for different tray sizes are available. Please consult factory. Cabinets for 14"x 18" trays will also accommodate 18"x 26" trays single end loaded.

NOTE: Aluminum prices are based on 3" or 5 1/16" spacing. For 4½" or 6" spacing, add 10% to these prices. For s/s carts add 95% to alum. List prices based on minimum quantity of 5 units. Super duty carts are also available. Consult factory. For options, see Table BB-1

Insulated tray delivery & storage cabinet, heavy duty, aluminum

(Removable Rack)


CATALOG PAGE B-10

Type of Rack	Model Number	Pan Size (Inches) see note	Pan Capacity	Pan Spacing (Inches)	O.A. Dimensions (Inches)			Weight (Pounds)	List Price
					W	D	H		
Channel Slides	9115-IN-1839-RR	18 x 26	39	1½"	27	36¾	72½	260	\$4,021
	9115-IN-1831-RR	18 x 26	31	1½"	27	36¾	60½	209	P.O.R.
Angle Ledge	9158-IN-1820-RR	18 x 26	20	3"	27	36¾	72½	258	4,221
	9158-IN-1816-RR	18 x 26	16	3"	27	36¾	60½	206	P.O.R.
	9158-IN-1440-RR	*14 x 18	40	3"	27	36¾	72½	265	4,248
	9158-IN-1432-RR	*14 x 18	32	3"	27	36¾	60½	210	P.O.R.

* Two trays side by side on each pair of slides.

NOTE: Insulated cabinets for other pan sizes are also available. Angle ledge slide spacing other than 3" can also be furnished. S/S construction is also available. Consult factory. For options, see Table BB-1

NOTE: ALL CABINETS LISTED ON THIS PAGE COME FULLY ASSEMBLED & ARE FURNISHED WITH 5" CASTERS.



9115-IN-1839-RR



SAMMONS EQUIPMENT MFG. CORP.

SHAMMI INDUSTRIES

SAMCO

www.sammonsequipment.com

390-A Meyer Circle

Corona, CA 92879-1078

Tel: (951) 340-3419 • Fax: (951) 340-2716

Ultra Value transport & storage cabinets, for bun pans, non-insulated, aluminum

- Extruded side panels.
- All welded construction.
- 270° door swing
- 5" polyurethane casters

CATALOG PAGE B-29

Model Number	No. of Runners	Pan Size (Inches)	Pan Spacing (Inches)	O.A. Dimensions (Inches)	Weight (Pounds)	List Price
				W x D x H		
9220-BL-1839	39	18 x 26	1½	20½x27¼x67	120	\$1,315
9220-BL-1816	16	18 x 26	1½	20½x27¼x31	84	1,019

Options:

1. Corner bumpers (set of 4)
2. Wrap around bumper
3. Wheel brakes (pair)
4. Door tag holder

List Price

\$149
269
21
61

Options:

5. Prison package (includes 5 sets of hinges, extra interior bracing, 6" poly casters, pad lock hole in door & tamper proof screws)

List Price

\$266

Additional Correctional Options: (for 9220-BL-1839)

Options:

1. Reinforced top
2. Reinforced 2 vertical sides
3. Reinforced deck
4. Reinforced door

List Price

\$104
127
123
116

Options:

5. 30" long lockable latch
6. 48" long lockable latch
7. 6" x 2" H.D. poly casters
8. 6" balloon casters

List Price

\$162
207
184
326



9220-BL-1839



9220-BL-1816



S-5100-4-2436-78-S

Stainless steel storage cabinets

- All s/s construction
- 2 Full height doors
- Adjustable shelves
- Stationary cabinet (mobile optional)

CATALOG PAGE B-26

Model Number	No. of Intermediate Shelves	O.A. Dimensions (Inches)			Weight (Pounds)	List Price
		D	L	H		
S5100-2-2436-48-S	2	24	36	48	220	\$9,606
S5100-4-2436-78-S	4	24	36	78	305	10,653

Options:

1. Mobile unit w/5" casters in lieu of 6" stationary legs

List Price

\$ N/C

Options:

2. Single reinforced shelves
3. Double reinforced shelves

List Price:

\$366
609

Heavy duty enclosed cabinets for Oval trays, non-insulated, single & double section, aluminum & stainless steel

- 4" wide angle ledges
- Heavy duty construction
- For 20¾"x 25½" and 22¾"x 27½" oval trays
- 5" swivel casters

CATALOG PAGE B-18

Type Of Cabinet	Aluminum Model Number	Stainless Steel Model Number	Tray Capacity	Spacing (C-C) (Inches)	O.A. Dimensions (Inches) W x D x H	Weight (Pounds)		List Price	
						Alum	S/S	Alum	S/S
Single Section	9156-OT-10	9156-OT-10-SS	10	6	27½ x 32½ x 69½	160	398	\$2,796	P.O.R
	9156-OT-8	9156-OT-8-SS	8	6	27½ x 32½ x 57½	150	372	2,661	P.O.R
Double Section	9156-D-OT-20	9156-D-OT-20-SS	20	6	55½ x 32½ x 69½	246	590	4,989	P.O.R
	9156-D-OT-16	9156-D-OT-16-SS	16	6	55½ x 32½ x 57½	238	546	4,885	P.O.R

Note : Different spacing is available. Please consult factory.

* Prices are based on a minimum Qty of 5 units. For options see table BB-1.



Single section
9156-OT-10



Double section
9156-D-OT-20



SAMMONS EQUIPMENT MFG. CORP.

SHAMMI INDUSTRIES

SAMCO

www.sammonsequipment.com

390-A Meyer Circle

Corona, CA 92879-1078

Tel: (951) 340-3419 • Fax: (951) 340-2716

Half size patient tray delivery / room service carts for 15"x20" trays, aluminum & stainless steel

- Choice of single end loading or double side loading.
- 5" casters are standard.

CATALOG PAGE B-27

Deluxe Heavy Duty Cart

One Tray / Pair of Slides (Single End Load)

Type	Model Number	Tray Size (Inches)	Tray Spacing (Inches)	Tray Capacity	O.A. Dimensions (Inches)			Weight (Pounds)	List Price (see note 1)
					W	D	H		
S/S	2200-1-HD-1508	15x20	4 7/8	8	22	25	48 3/4	190	\$4,221



2200-1-HD-1508

Shown with optional package "DX"

CATALOG PAGE B-28

One Tray / Pair of Slides (Single End Loaded)

Type	Model Number	Tray Size (Inches)	Tray Spacing (Inches)	Tray Capacity	O.A. Dimensions (Inches)			Weight (Pounds)	List Price (see note 1)
					W	D	H		
S/S	2200-1-F-1507	15x20	4 3/4	7	19 7/8	25	42 1/8	135	\$3,161
Aluminum	9200-1-F-1507	15x20	5 1/16	7	19 7/8	25	44 7/8	104	1,791
Aluminum	9200-1-F-1508	15x20	5 1/16	8	19 7/8	25	49 7/8	112	1,947



S/S Model 2200-1-F-1507

Shown with optional corner bumpers

Two Tray / Pair of Slides (Double Side Loaded)

Type	Model Number	Tray Size (Inches)	Tray Spacing (Inches)	Tray Capacity	O.A. Dimensions (Inches)			Weight (Pounds)	List Price (see note 1)
					W	D	H		
S/S	2200-1-F-1514	15x20	4 3/4	14	24 1/4	35 1/8	42 1/8	230	\$3,549
Aluminum	9200-1-F-1514	15x20	5 1/16	14	24 1/4	35 1/8	44 7/8	135	1,918
Aluminum	9200-1-F-1516	15x20	5 1/16	16	24 1/4	35 1/8	49 7/8	149	2,041

Note: Cabinets for other tray sizes & with different slide spacings are also available. Consult factory.

For options, see Table BB-1.

Triple doors patient tray delivery cart/cabinet, non-insulated

- S/S construction.
- 6" poly casters
- Wrap around bumper.
- One push handle

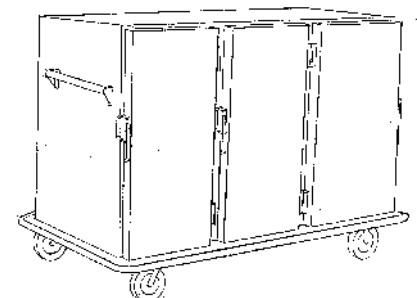
CATALOG PAGE B-30

For Tray Size: 14"x18", 15"x20" or 16"x22" (Single End Loaded)

Model Number	Tray Spacing (Inches)	Tray Capacity	O.A. Dimensions (Inches)			Weight (Pounds)	List Price (see note)
			W	D	H		
9156-3-SS-1518	5 1/4	18	68	28 3/4	43	345	\$6,207
9156-3-SS-1524	5 1/4	24	68	28 3/4	53 1/2	360	7,797
9156-3-SS-1530	5 1/4	30	68	28 3/4	64	425	8,244

Note: All prices are based on a minimum quantity of 4 units. Tray sizes must be specified while ordering and a sample tray must be sent with order. Actual cabinet dimension may vary with the type of trays. Other slide spacing and capacities are available. Consult factory.

For options, see table BB-1.



9156-3-SS-1524



SAMMONS EQUIPMENT MFG. CORP.

SHAMMI INDUSTRIES

SAMCO

www.sammonsequipment.com

390-A Meyer Circle

Corona, CA 92879-1078

Tel: (951) 340-3419 • Fax: (951) 340-2716

Half size and taller patient tray delivery / room service carts for 15"x20" trays, stainless steel

- Choice of single end loading or double side loading.
- 5" casters are standard.
- Fixed slides

CATALOG PAGE B-31

One Tray / Pair of Slides (Single End Loaded)

Type	Model Number	Tray Size (Inches)	Tray Spacing (Inches)	Tray Capacity	O.A. Dimensions (Inches)			Weight (Pounds)	List Price
					W	D	H		
Stainless Steel	2202-F-1505	15x20	5 1/4	5	19 7/8	25	35 3/8	130	\$2,915
Stainless Steel	2202-F-1506	15x20	5 1/4	6	19 7/8	25	40 3/8	135	2,990
Stainless Steel	2202-F-1507	15x20	5 1/4	7	19 7/8	25	45 3/8	143	3,161
Stainless Steel	2202-F-1508	15x20	5 1/4	8	19 7/8	25	51 1/8	151	3,441
Stainless Steel	2202-F-1509	15x20	5 1/4	9	19 7/8	25	56 3/8	160	3,476
Stainless Steel	2202-F-1510	15x20	5 1/4	10	19 7/8	25	61 3/8	168	3,687



2202-F-2-1512

(Shown with optional corner bumpers, push handle, brakes & 3 sides top rail)

Two Trays / Pair of Slides (Double Side Loaded)

Also see Note 2

Type	Model Number (see note 2)	Tray Size (Inches)	Tray Spacing (Inches)	Tray Capacity	O.A. Dimensions (Inches)			Weight (Pounds)	List Price (see note 1)
					W	D	H		
Stainless Steel	2202-F-2-1510	15x20	5 1/4	10	24 1/4	35 1/8	35 3/8	164	\$3,382
Stainless Steel	2202-F-2-1512	15x20	5 1/4	12	24 1/4	35 1/8	40 3/8	170	3,493
Stainless Steel	2202-F-2-1514	15x20	5 1/4	14	24 1/4	35 1/8	45 3/8	182	3,814
Stainless Steel	2202-F-2-1516	15x20	5 1/4	16	24 1/4	35 1/8	51 1/8	194	4,035
Stainless Steel	2202-F-2-1518	15x20	5 1/4	18	24 1/4	35 1/8	56 3/8	216	4,201
Stainless Steel	2202-F-2-1520	15x20	5 1/4	20	24 1/4	35 1/8	61 3/8	228	4,463
Stainless Steel	2202-F-2-1522	15x20	5 1/4	22	24 1/4	35 1/8	66 3/8	240	4,694

Note 1: Cabinets for other tray sizes & with different slide spacings are also available. Consult factory. For options, see Table BB-1.

Note 2: These double side loaded (2202-F-2 Series) s/s carts use step angle slides which will accommodate both 15"x20" & 14"x18" trays.

Half size and taller patient tray delivery / room service carts for 15"x20" trays, aluminum

- Choice of single end loading or double side loading.
- 5" casters are standard.
- Fixed slides

CATALOG PAGE B-32

One Tray / Pair of Slides (Single End Loaded)

Type	Model Number	Tray Size (Inches)	Tray Spacing (Inches)	Tray Capacity	O.A. Dimensions (Inches)			Weight (Pounds)	List Price
					W	D	H		
Aluminum	9202-F-1505	15x20	5 1/16	5	19 7/8	25	34 11/16	92	\$1,662
Aluminum	9202-F-1506	15x20	5 1/16	6	19 7/8	25	39 3/4	98	1,726
Aluminum	9202-F-1507	15x20	5 1/16	7	19 7/8	25	44 7/8	104	1,825
Aluminum	9202-F-1508	15x20	5 1/16	8	19 7/8	25	49 7/8	112	1,899
Aluminum	9202-F-1509	15x20	5 1/16	9	19 7/8	25	55	124	1,978
Aluminum	9202-F-1510	15x20	5 1/16	10	19 7/8	25	60	138	2,076



9202-F-2-1516

(Shown with optional corner bumpers, push handle & brakes)

Two Trays / Pair of Slides (Double Side Loaded)

Type	Model Number	Tray Size (Inches)	Tray Spacing (Inches)	Tray Capacity	O.A. Dimensions (Inches)			Weight (Pounds)	List Price
					W	D	H		
Aluminum	9202-F-2-1510	15x20	5 1/16	10	24 1/4	35 1/8	34 11/16	125	\$1,831
Aluminum	9202-F-2-1512	15x20	5 1/16	12	24 1/4	35 1/8	39 3/4	128	1,889
Aluminum	9202-F-2-1514	15x20	5 1/16	14	24 1/4	35 1/8	44 7/8	135	1,955
Aluminum	9202-F-2-1516	15x20	5 1/16	16	24 1/4	35 1/8	49 7/8	149	2,079
Aluminum	9202-F-2-1518	15x20	5 1/16	18	24 1/4	35 1/8	55	158	2,314
Aluminum	9202-F-2-1520	15x20	5 1/16	20	24 1/4	35 1/8	60	170	2,382
Aluminum	9202-F-2-1524	15x20	5 1/16	24	24 1/4	35 1/8	69 3/8	180	2,452

Note 1: Cabinets for other tray sizes & with different slide spacings are also available. Consult factory. For options, see Table BB-1.

7/15 ALL PRICES ARE F.O.B. FACTORY. PRICES AND SPECIFICATIONS ARE SUBJECT TO CHANGE WITHOUT NOTICE

PB-3C



SAMMONS EQUIPMENT MFG. CORP.

SHAMMI INDUSTRIES

SAMCO

www.sammonsequipment.com

390-A Meyer Circle

Corona, CA 92879-1078

Tel: (951) 340-3419 • Fax: (951) 340-2716

Double section patient tray delivery carts for 15"x20" trays, stainless steel

- Choice of single end loading or double side loading.
- Furnished with fixed slides, 5" casters, one push handle & wraparound bumper.

CATALOG PAGE B-33

One Tray / Pair of Slides (Single End Loaded)

Type	Model Number	Tray Size (Inches)	Tray Spacing (Inches)	Tray Capacity	O.A. Dimensions (Inches)			Weight (Pounds)	List Price (see note 1)
					W	D	H		
Stainless Steel	2202-D-1512	15x20	5 1/4	12	42	27	40 3/8	288	\$5,335
Stainless Steel	2202-D-1514	15x20	5 1/4	14	42	27	45 7/8	312	5,458
Stainless Steel	2202-D-1516	15x20	5 1/4	16	42	27	51 1/4	340	5,766
Stainless Steel	2202-D-1518	15x20	5 1/4	18	42	27	56 3/8	358	6,028
Stainless Steel	2202-D-1520	15x20	5 1/4	20	42	27	61 3/8	376	6,294

Two Trays / Pair of Slides (Double Side Loaded)

Also see Note 2

Type	Model Number (see note 2)	Tray Size (Inches)	Tray Spacing (Inches)	Tray Capacity	O.A. Dimensions (Inches)			Weight (Pounds)	List Price (see note 1)
					W	D	H		
Stainless Steel	2202-D-2-1524	15x20	5 1/4	24	51 3/8	37 1/8	40 3/8	348	\$6,300
Stainless Steel	2202-D-2-1528	15x20	5 1/4	28	51 3/8	37 1/8	45 7/8	376	6,623
Stainless Steel	2202-D-2-1532	15x20	5 1/4	32	51 3/8	37 1/8	51 1/8	396	6,946
Stainless Steel	2202-D-2-1536	15x20	5 1/4	36	51 3/8	37 1/8	56 3/8	420	7,271

Note 1: Prices are based on a minimum qty. of 4 units.

Note 2: These double side loaded (2202-D-2 Series) s/s carts use step angle slides which will accommodate both 15"x20" & 14"x18" trays.

Note 3: Cabinets for other tray sizes & with different slide spacings are also available. Consult factory. For options, see Table BB-1.



2202-D-1516
(Single end loaded)

Double section patient tray delivery carts for 15"x20" trays, aluminum

- Choice of single end loading or double side loading.
- Furnished with fixed slides, 5" casters and one push handle.

CATALOG PAGE B-34

One Tray / Pair of Slides (Single End Loaded)

Type	Model Number	Tray Size (Inches)	Tray Spacing (Inches)	Tray Capacity	O.A. Dimensions (Inches)			Weight (Pounds)	List Price (see note 1)
					W	D	H		
Aluminum	9202-D-1512	15x20	5 1/16	12	42 1/4	27	39 3/4	186	\$3,274
Aluminum	9202-D-1514	15x20	5 1/16	14	42 1/4	27	44 7/8	196	3,487
Aluminum	9202-D-1516	15x20	5 1/16	16	42 1/4	27	49 7/8	212	3,510
Aluminum	9202-D-1518	15x20	5 1/16	18	42 1/4	27	55	236	3,801
Aluminum	9202-D-1520	15x20	5 1/16	20	42 1/4	27	60	266	4,030

Two Trays / Pair of Slides (Double Side Loaded)

Type	Model Number	Tray Size (Inches)	Tray Spacing (Inches)	Tray Capacity	O.A. Dimensions (Inches)			Weight (Pounds)	List Price (see note 1)
					W	D	H		
Aluminum	9202-D-2-1524	15x20	5 1/16	24	51 3/8	37 1/8	39 3/4	244	\$4,019
Aluminum	9202-D-2-1528	15x20	5 1/16	28	51 3/8	37 1/8	44 7/8	258	4,148
Aluminum	9202-D-2-1532	15x20	5 1/16	32	51 3/8	37 1/8	49 7/8	283	4,279
Aluminum	9202-D-2-1536	15x20	5 1/16	36	51 3/8	37 1/8	55	300	4,652
Aluminum	9202-D-2-1540	15x20	5 1/16	40	51 3/8	37 1/8	60	322	4,958

Note 1: Prices are based on a minimum qty. of 4 units

Note 2: Cabinets for other tray sizes & with different slide spacings are also available. Consult factory. For options, see Table BB-1.



9202-D-2-1532
Double side loaded
(Shown with optional vent holes on sides)



SAMMONS EQUIPMENT MFG. CORP.

SHAMMI INDUSTRIES

SAMCO

www.sammonsequipment.com

390-A Meyer Circle

Corona, CA 92879-1078

Tel: (951) 340-3419 • Fax: (951) 340-2716

Half size single side loaded patient tray/ room service carts for 15"x20" trays, stainless steel & aluminum

- Single side (wide) loading of trays.
- 5" casters are standard.
- Fixed slides.

A. STAINLESS STEEL MODELS: CATALOG PAGE B-32A

One Tray / Pair of Slides (Single Side Loaded)

Type	Model Number	Tray Size (Inches)	Tray Spacing (Inches)	Tray Capacity	O.A. Dimensions (Inches)			Weight (Pounds)	List Price
					W	D	H		
Stainless Steel	2202-SL-1505	15x20	5¼	5	24¼	19⅞	35⅝	130	\$3,198
Stainless Steel	2202-SL-1506	15x20	5¼	6	24¼	19⅞	40⅝	135	\$3,288
Stainless Steel	2202-SL-1507	15x20	5¼	7	24¼	19⅞	45 ⅞	143	\$3,478
Stainless Steel	2202-SL-1505-6	15x20	6	5	24¼	19⅞	39⅞	136	\$3,266
Stainless Steel	2202-SL-1506-6	15x20	6	6	24¼	19⅞	45⅞	145	\$3,484

Note 1: Cabinets for other tray sizes & with different slide spacings are also available.

Consult factory. For options, see Table BB-1.

Note 2: These single side loaded (2202-SL-2 Series) s/s carts are also available with step angle slides which will accommodate both 15"x20" & 14"x18" trays. Consult factory.

Note 3: These cabinets are also available with removable slides ladder. O.A. dimensions will be slightly larger, Add "RR" after model number and consult factory.



B. ALUMINUM MODELS: CATALOG PAGE B-32A

One Tray / Pair of Slides (Single Side Loaded)

Type	Model Number	Tray Size (Inches)	Tray Spacing (Inches)	Tray Capacity	O.A. Dimensions (Inches)			Weight (Pounds)	Li Price
					W	D	H		
Aluminum	9202-SL-1505	15x20	5⅞	5	24¼	19⅞	34⅞	92	\$1,828
Aluminum	9202-SL-1506	15x20	5⅞	6	24¼	19⅞	39¾	98	\$1,898
Aluminum	9202-SL-1507	15x20	5⅞	7	24¼	19⅞	44 ⅞	104	\$1,996
Aluminum	9202-SL-1505-6	15x20	6	5	24¼	19⅞	39⅞	112	\$2,078
Aluminum	9202-SL-1506-6	15x20	6	6	24¼	19⅞	45⅞	124	\$2,186

Note 1: Cabinets for other tray sizes & with different slide spacings are also available.

Consult factory. For options, see Table BB-1.

9202-SL-1505
(Shown with optional corner bumpers & 6" balloon casters)



SAMMONS EQUIPMENT MFG. CORP.

SHAMMI INDUSTRIES

SAMCO

www.sammonsequipment.com

390-A Meyer Circle

Corona, CA 92879-1078


Tel: (951) 340-3419 • Fax: (951) 340-2716

Merchandiser display cabinets, non-insulated, aluminum

CATALOG PAGE B-13

Type	Model Number	Pan Capacity (18"x26")	Pan Spacing (Inches)	O.A. Dimensions (Inches)			Weight (Pounds)	List Price
				W	D	H		
Extruded Sides	9220-PD-39	39	1½	22	30⅞	69⅞	140	\$1,901
Corrugated Sides	9105-PD-39	39	1½	22	30⅞	69⅞	138	2,119
Angle Ledge	9156-PD-20	20	3	22	30⅞	69⅞	142	2,136

NOTE: Other slide spacings are available. Cabinets are also available for different tray sizes and capacities. Please consult factory. For options, see Table BB-1



9105-PD-39

Canned fuel or cold cabinets, non-insulated, aluminum

CATALOG PAGE B-15


Type	Model Number	Pan Capacity (18"x26")	Pan Spacing (Inches)	O.A. Dimensions (Inches)			Weight (Pounds)	List Price
				W	D	H		
Extruded Side	9220-37-ER	37	1½	22	30⅞	69⅞	135	\$2,291
	9220-29-ER	29	1½	22	30⅞	57⅞	126	2,260
	9220-21-ER	21	1½	22	30⅞	45⅞	120	2,169
Corrugated Sides	9105-37-CR	37	1½	22	30⅞	69⅞	136	2,495
**Angle Ledge	9156-18-LS	18	3	22	30⅞	69⅞	138	2,526

**Angle ledge cabinets are also available with 2¼", 4 ½" or 5 1/16" spacing. S/S construction is also available. Consult factory. Canned fuel is not supplied.

Option **List Price**

Door thermometer.....add \$173

For other options, see Table BB-1



9220-37-ER

Hand lift cabinets, insulated & non-insulated

CATALOG PAGE B-16

Type	Model Number	Pan Size	Pan Capacity	O.A. Dimensions (Inches)			Weight (Pounds)	List Price
				W	D	H		
Non-Insulated	9264-1826	Bun Pan 18"x 26"	11	21	27	21	32	\$1,103
	9264-1220	Steam Pan 12"x20"x2 ½"	10	23⅞	27	21	34	P.O.R.
Insulated	9264-1826-IN	Bun Pan 18"x26"	11	22½	29	21½	75	P.O.R.
	9264-1220-IN	Steam Pan 12"x20"x2 ½"	10	25⅞	29	21½	85	P.O.R.

Option **List Price**

Dolly for carrying cabinets.....\$326



9264-1826
(shown 2 stacked)

Canned fuel type room service hot food carrier box, aluminum

(fits under most room service tables) CATALOG PAGE H-5

Model Number	O.A. Dimensions W x D x H (Inches)	Weight (Pounds)	*List Price
S-5481	15½ x 13 x 18¼	12	\$617

*Minimum order is 5 units (for quantities under 5, consult factory).

Unit is furnished with one s/s removable shelf. Canned fuel is not supplied.

Option: Extra s/s shelf \$95



S-5484



SAMMONS EQUIPMENT MFG. CORP.

SHAMMI INDUSTRIES

SAMCO

www.sammonsequipment.com

390-A Meyer Circle

Corona, CA 92879-1078

Tel: (951) 340-3419 • Fax: (951) 340-2716


Institutional tray delivery & storage cabinet, heavy duty, non-insulated, aluminum

- Heavy duty deck, sides, back & top.
- 5" casters are standard.
- Furnished with 30" long lockable latch.

CATALOG PAGE B-6

Model Number	Pan Spacing (Inches)	Pan Capacity (18"x26")	O.A. Dimensions (Inches)			Weight (Pounds)	List Price
			W	D	H		
9240-1839	1½	39	22	30⅞	69⅞	138	\$1,949
9240-1831	1½	31	22	30⅞	57⅞	132	1,919
9240-1823	1½	23	22	30⅞	45⅞	126	1,876

For options, see Table BB-1



9240-1839

Institutional & correctional tray delivery & storage cabinet, extra heavy duty, non-insulated, aluminum

- Extra heavy duty construction.
- Extra reinforced sides & top.
- 5" heavy duty casters.
- Furnished with lockable latch.

CATALOG PAGE B-5

Model Number	Pan Spacing (Inches)	Pan Capacity (18"x26")	O.A. Dimensions (Inches)			Weight (Pounds)	List Price
			W	D	H		
9240-HD-1839	1½	39	22	30⅞	69⅞	144	\$2,174
9240-HD-1835	1½	35	22	30⅞	63⅞	140	2,255
9240-HD-1831	1½	31	22	30⅞	57⅞	136	2,208
9240-3-HD-1820	*3	20	22	30⅞	69⅞	146	2,279
9240-3-HD-1818	3	18	22	30⅞	63⅞	140	2,327
9240-3-HD-1816	3	16	22	30⅞	57⅞	135	2,309

*Cabinets also available with slides on 2¼", 4½" or 5⅞" centers. Will affect capacity. Please consult factory. For options, see Table BB-1



9240-HD-1839
(with correctional package)

Extra heavy duty tray delivery cart, aluminum, non-insulated for correctional facilities

- Extra reinforced deck, sides, back & door.
- 6" balloon casters.
- Offered in 2 styles.

CATALOG PAGE B-23

Style A = Food trays in upper section, wire baskets in lower section

Style B = All food trays (no wire baskets)



STYLE "A"
9156-HD-UA-10-48



STYLE "B"
9156-HD-1014-76

(shown with optional correctional package)

Model Number	Style	Tray Size (Inches)	Tray Spacing (Inches)	Capacity		O.A. Dimensions (Inches) W x D x H	Weight (Pounds)	List Price
				Trays	18"x26" Wire Baskets			
9156-HD-UA-10-48	A	10 x 14½ x 15⅞/16	3	48	6	25¼ x 32⅞ x 69⅞/16	245	P.O.R.
9156-HD-1014-76	B	10 x 14½ x 15⅞/16	3	76	-	25¼ x 32⅞ x 69⅞/16	230	P.O.R.
EXTRA LARGE CARTS								
9156-HD-UA-10-72	A	10⅞/16 x 14⅞ x 1¼	3	72	**12	33½ x 40¾ x 69⅞/16	310	P.O.R.
9156-HD-1014-114	B	10⅞/16 x 14⅞ x 1¼	3	114	-	33½ x 40¾ x 69⅞/16	298	P.O.R.

**Two wire baskets side loaded/pair of slides.

NOTE: Angle slides spacing of 2¼", 4½" or 5⅞" are also available. Correctional package is available. Consult factory.

If ordering extra large carts, please make sure the door/hallway openings are large enough to accommodate these carts.

For options, see Table BB-1



SAMMONS EQUIPMENT MFG. CORP.

SHAMMI INDUSTRIES

SAMCO

www.sammonsequipment.com

390-A Meyer Circle

Corona, CA 92879-1078

Tel: (951) 340-3419 • Fax: (951) 340-2716

Stainless steel, heavy duty insulated transport cabinet for 12"x 20" steam pans, universal angle type

- Choice of heavy duty or extra heavy duty models.
- Double wall insulated units.
- 5" casters, 14 ga. deck and wrap around bumper are standard.

CATALOG PAGE B-12

Type	Model Number	Spacing (Inches)	*Capacity (18"x26" Pans)	O.A. Dimensions (Inches)			Weight (Pounds)	List Price (see note)
				W	D	H		
Heavy Duty Model	2150-UA-12	3½	12	30¾	38¾	52¾	281	P.O.R.
Extra Heavy Duty Model	2150-HD-UA-12	3½	12	30¾	38¾	52¾	312	\$6,441

*Cabinet will also accommodate 24 trays (14"x 18") or 24 steam pans (12"x 20"x 2½").

NOTE: Prices are based on a minimum qty. of 5 units. For options, see Table BB-1

Optional correctional security package: Includes 24" long, 12 ga. s/s vertical security padlock hasp, tamperproof screws and 6" balloon casters.	List Price
	\$750



2150-HD-UA-12

(with optional correctional package)

Stainless steel, heavy duty insulated tray delivery cabinet for correctional facilities

- Two compartment with single door.
- Heavy duty double wall insulated construction.
- 5" casters, 14 ga. deck and wrap around bumper are standard.

CATALOG PAGE B-25

Model Number	Tray Size (Inches)	Tray Spacing (Inches)	Tray Capacity	O.A. Dimensions (Inches) W x D x H	Weight (Pounds)	List Price (see note)
2150-910-96	Duralux FC 431/FC 442 9 x 10½ x 2½	3	96	31½ x 38¾ x 62½	396	\$7,406

NOTE: Prices are based on a minimum quantity of 5 units.

For options, see Table BB-1. Additional correctional package is available as listed above. Consult factory.



2150-910-96

(with optional correctional package)

Half size & smaller, insulated cabinets, aluminum


These small cabinets provide excellent holding capacity for 18"x 26" bun pans and or 12"x 20" steam pans depending upon the model selected. Magnetic positive latch, frame gasket, lift handles & 5" dia. casters are standard.

CATALOG PAGE B-10

Model Number	Pan Size (Inches)	Pan Capacity	Pan Spacing (Inches)	O.A. Dimensions (Inches) W x D x H	Weight (Pounds)	List Price
9264-IN-1808	18 x 26	8	2¾	27 x 32¾ x 33	148	\$3,334
9264-IN-1808-LA	18 x 26	*8	2¾	27 x 32¾ x 33	156	3,409
9264-IN-1813	18 x 26	13	1½	27 x 32¾ x 33	150	3,358
9264-IN-1208	12 x 20	8	2¾	22 x 27¾ x 33	124	2,945
9264-IN-UA-8	18 x 26	8	3	29½ x 32¾ x 33	184	3,760
	12 x 20 x 2½	16				

*This model is furnished with large angle slides and can also carry 8 steam pans (12"x 20"x 2½") in lieu of 18"x 26".

NOTE: These cabinets are also available in s/s construction. Add 85% to list prices based on a minimum quantity of 5 units. Consult factory.



9264-IN-1808

Options:

List Price

- | | |
|--|-----------------------|
| A. No casters | N/C |
| B. Stationary legs (in lieu of casters) | \$301 |
| C. Pass thru' style (door in the rear) | Add 25% to list price |
| D. Stacking feature | \$229/set |
| (To stack one on top of the other, maximum 2 cabinets/stack) | |

For other options, see Table BB-1



SAMMONS EQUIPMENT MFG. CORP.

SHAMMI INDUSTRIES

SAMCO

www.sammonsequipment.com

390-A Meyer Circle

Corona, CA 92879-1078

Tel: (951) 340-3419 • Fax: (951) 340-2716

Double section patient tray delivery carts/ cabinets, non-insulated

- Choice of aluminum or s/s models.
- Furnished with 5" casters, push handle & wrap around bumper.



9156-D-1516-14-6

CATALOG PAGE B-21

Tray Size (Inches)	*Model Number		Tray Capacity Based on spacing				O.A. Dimensions (Inches)			Weight (Inches)		List Price	
	Aluminum	Stainless Steel	3"	4 1/2"	5 1/16"	6"	W	D	H	Alum	S/S	**Alum	S/S
Single End Loaded, 1 tray/pair of slides													
14 x 18	9156-D-1416	9156-D-SS-1416	30	20	16	14	47 1/4	26 1/4	54	190	320	\$3,491	\$5,965
	9156-D-1412	9156-D-SS-1412	22	14	12	10	47 1/4	26 1/4	42	170	270	3,371	5,525
15 x 20	9156-D-1516	9156-D-SS-1516	30	20	16	14	47 1/4	26 1/4	54	190	320	3,512	6,003
	9156-D-1512	9156-D-SS-1512	22	14	12	10	47 1/4	26 1/4	42	170	270	3,391	5,576
16 x 22	9156-D-1616	9156-D-SS-1616	30	20	16	14	47 1/4	26 1/4	54	190	320	3,553	6,078
	9156-D-1612	9156-D-SS-1612	22	14	12	10	47 1/4	26 1/4	42	170	270	3,413	5,596
12 x 19 or 12 x 20	9156-D-1216	9156-D-SS-1216	30	20	16	14	47 1/4	26 1/4	54	190	320	3,545	6,067
	9156-D-1212	9156-D-SS-1212	22	14	12	10	47 1/4	26 1/4	42	170	270	3,398	5,645
Double Side Loaded, 2 trays/pair of slides													
14 x 18	9156-D-1432	9156-D-SS-1432	60	40	32	28	53 1/4	34 1/4	54	220	385	4,393	7,967
	9156-D-1424	9156-D-SS-1424	44	28	24	20	53 1/4	34 1/4	42	194	310	4,230	7,115
15 x 20	9156-D-1532	9156-D-SS-1532	60	40	32	28	57 1/4	36 1/4	54	230	410	4,494	8,057
	9156-D-1524	9156-D-SS-1524	44	28	24	20	57 1/4	36 1/4	42	198	326	4,316	7,257
12 x 19 or 12 x 20	9156-D-1232	9156-D-SS-1232	60	40	32	28	57 1/4	30 1/4	54	226	390	4,497	8,065
	9156-D-1224	9156-D-SS-1224	44	28	24	20	57 1/4	30 1/4	42	198	315	4,316	7,257

*While ordering, please specify model number followed by capacity & desired spacing. For example, to order aluminum cart for 15"x 20" trays, single end loaded with capacity of 14 on 6" spacings, specify model number 9156-D-1516-14-6. Other spacings & carts for different tray sizes are available. Please consult factory.

**Aluminum prices are based on 3" or 5 1/16" spacing. For 4 1/2" or 6" spacing, add 10%.

NOTE: Also available as insulated models. Add 45% to list price. For heated insulated models, add an extra \$1,467.

Consult factory for appropriate model number, delivery time & minimum quantity requirement.

Correctional package also available. See below on this page. For other options, see Table BB-1

Double section cabinets, non-insulated, aluminum

- Heavy duty construction.
- Designed for 18"x 26" & 14"x 18" trays.
- 5" casters are standard.

CATALOG PAGE B-17

Double section cabinets: (Single end loaded, except as noted)

Model Number	Pan Size (Inches)	Pan Spacing (Inches)	Pan Capacity	O.A. Dimensions (Inches)			Weight (Pounds)	List Price
				W	D	H		
9220-2-1878	18 x 26	1 1/2	78	45 3/8	30 1/8	69 3/8	306	\$3,975
9220-2-1862	18 x 26	1 1/2	62	45 3/8	30 1/8	57 3/8	285	3,860
9156-2-1840	18 x 26	3	40	45 3/8	30 1/8	69 3/8	298	3,804
9156-2-1832	18 x 26	3	32	45 3/8	30 1/8	57 3/8	275	3,724
9156-2-1824	18 x 26	5 1/16	24	45 3/8	30 1/8	69 3/8	290	3,796
9156-2-1818	18 x 26	5 1/16	18	45 3/8	30 1/8	54 3/8	270	3,720
9156-2-1480	*14 x 18	3	80	45 3/8	32 3/8	69 3/8	315	4,316
9156-2-1448	*14 x 18	5 1/16	48	45 3/8	32 3/8	69 3/8	298	4,283

*Two trays loaded side by side on same pair of slides.

Correctional package:

Welded slides, 3 heavy duty hinges on each door, additional vertical reinforcement on each Side, 30" long (18ga. s/s) lockable latches, wrap around bumper, push handles & 6" balloon casters. Other options are available.

List Price
\$1,250

Cabinets are also available in s/s construction, add 85% to list price based on a minimum quantity of 5 units. For insulated cabinets add 45%. Insulated cabinets are also available as heated cabinets. Add \$1,623. Consult factory for delivery time & minimum quantity requirements. For options, see Table BB-1



9156-2-1824
(with various options)



SAMMONS EQUIPMENT MFG. CORP.

SHAMMI INDUSTRIES

SAMCO

www.sammonsequipment.com

390-A Meyer Circle

Corona, CA 92879-1078

Tel: (951) 340-3419 • Fax: (951) 340-2716

Heavy duty single door stainless steel delivery cabinet, non-insulated

(for thick insulated food trays for correctional facilities)

- Heavy duty s/s construction.
- 6"x 2" heavy duty casters.

CATALOG PAGE B-35

Model Number	Tray Size (Inches)	Tray Capacity	Shelf Clearance (Inches)	O.A. Dimensions (Inches) W x D x H	Weight (Pounds)	List Price (see note 1)
9156-HD-SS-2-64-1116 (See Note 2)	11 x 16 x 2 $\frac{3}{4}$ (Duralux T-140)	64	25	26 $\frac{1}{2}$ x 36 $\frac{7}{8}$ x 62	260	\$6,315
9156-HD-SS-2-72-1315	13 $\frac{3}{8}$ x 15 $\frac{1}{4}$ x 2 $\frac{1}{2}$ (Aladdin)	72	25	31 $\frac{3}{4}$ x 35 $\frac{5}{8}$ x 62	295	6,544
9156-HD-SS-2-56-1315	13 $\frac{3}{8}$ x 15 $\frac{1}{4}$ x 2 $\frac{1}{2}$ (Aladdin)	56	20	31 $\frac{3}{4}$ x 35 $\frac{5}{8}$ x 62	278	6,159

NOTE 1: Prices are based on a minimum quantity of 5 units. Correctional package is also available. Consult factory.

NOTE 2: This model will also carry 72 Duralux T-240 (11 $\frac{1}{4}$ " x 15 $\frac{1}{2}$ " x 2 $\frac{2}{5}$ "thk) trays (9 trays/stack) or 56 Plastcon (10 $\frac{3}{4}$ " x 14 $\frac{1}{2}$ " x 3 $\frac{1}{4}$ "thk) trays (7 trays/stack). For options, see Table BB-1.



9156-HD-SS-2-64-1116

Double section s/s tray delivery cart, non-insulated for correctional facilities

- Heavy duty construction.
- Wrap around bumper, 6"x 2" casters & push handle are standard.

CATALOG PAGE B-24

Model Number	Tray Size (Inches)	Tray Spacing (Inches)	Tray Capacity	O.A. Dimensions (Inches) W x D x H	Weight (Pounds)	List Price (see note)
9156-D-SS-1115-60	11 $\frac{1}{2}$ x 15 $\frac{1}{2}$ x 1 $\frac{5}{16}$ (Duralux T-500)	3	60	42 $\frac{3}{8}$ x 29 $\frac{7}{8}$ x 55 $\frac{7}{8}$	322	\$7,708
*9156-D-SS-1116-64	11 x 16 x 2 $\frac{3}{4}$ (Duralux T-140)	Stacked (8/stack)	64	42 $\frac{3}{8}$ x 29 $\frac{7}{8}$ x 55 $\frac{7}{8}$	320	\$7,266

*This model is furnished without slides. Trays are stacked 8 high (4 stacks in each section).

NOTE: All prices are based on a minimum quantity of 5 units. Insulated cabinets are also available. Consult factory. For options, see Table BB-1



9156-D-SS-1115-60

Double & triple section insulated stainless steel tray delivery cart

- Heavy duty construction & fully insulated.
- Wrap around bumper, 6"x 2" casters & push handle are standard.

(For 10 $\frac{3}{4}$ " x 15" or 11 $\frac{1}{2}$ " x 15 $\frac{1}{2}$ " trays) CATALOG PAGE B-25

Model Number	Type of Door	Tray Spacing (Inches)	Tray Capacity	O.A. Dimensions (Inches) W x D x H	Weight (Pounds)	List Price (see note)
2150-HD-2-1015-64	Double	3	64	48 $\frac{1}{2}$ x 31 $\frac{1}{2}$ x 64 $\frac{1}{2}$	425	\$11,835
2150-HD-3-1015-96	Triple	3	96	69 $\frac{1}{2}$ x 31 $\frac{1}{2}$ x 64 $\frac{1}{2}$	550	\$12,668

NOTE: Prices are based on a minimum quantity of 5 units. Carts are also available with heating unit to serve as holding cabinets. Carts can also be furnished without slides to stack insulated trays in all sections. Consult factory. For options, see Table BB-1

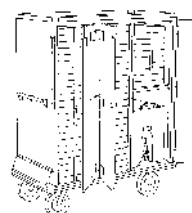


2150-HD-2-1015-64

Three door, extra heavy duty tray delivery cart for correctional facilities, non-insulated, stainless steel

(For 13" x 15" x 2 $\frac{3}{4}$ " insulated trays) CATALOG PAGE B-22

Model Number	*Capacity (13"x15"x2 $\frac{3}{4}$ ")	O.A. Dimensions (Inches)			Weight (Pounds)	List Price
		D	L	H		
2205-13-100-HD	100	31 $\frac{1}{2}$	64 $\frac{1}{2}$	72 $\frac{1}{2}$	640	P.O.R.
2205-13-80-HD	80	31 $\frac{1}{2}$	64 $\frac{1}{2}$	60	490	P.O.R.



*In addition, the cart will carry two (2) bread baskets (26" x 28" x 7") and one (1) 10 gallon Cambro beverage container and 10 to 20 extra insulated trays depending on the model.



2205-13-100-HD



Insulated stainless steel tray delivery carts/cabinets for insulated trays for correctional facilities

- Fully insulated non-heated s/s cabinets for transporting stacked insulated trays.
- Choice of single, double or triple door cabinets.
- 6" casters (5" for single section cabinets), push handle & perimeter bumper are standard.
- Heavy duty reinforced correctional hinges.

CATALOG PAGE B-26A

(For 11"x 16"x 2 3/4" and 13 7/8"x 15 1/2"x 2 1/2" thk. stacked insulated trays)

Model Number	Tray Size (Inches)	Type of Door	Tray Capacity	O.A. Dimensions (Inches)			Weight (Pounds)	List Price (see note 1)
				D	W	H		
2151-HD-1116-48	11x16x2 3/4" (T-140) SEE NOTE 2	Single	48	41 1/2	31 1/2	60 1/2	380	\$6,165
2151-HD-1116-30		Single	30	41 1/2	31 1/2	43	363	5,776
2151-HD-2-1116-52		Double	52	31 1/2	48 1/2	52 3/8	405	9,357
2151-HD-2-1116-60		Double	60	31 1/2	48 1/2	58 3/8	430	9,826
2151-HD-2-1116-68		Double	68	31 1/2	48 1/2	64 3/8	450	10,428
2151-HD-3-1116-78		Triple	78	31 1/2	69 3/4	52 3/8	490	12,286
2151-HD-3-1116-90		Triple	90	31 1/2	69 3/4	60	580	12,755
2151-HD-3-1116-102		Triple	102	31 1/2	69 3/4	64 3/8	596	12,995
2151-HD-1315-30	13 7/8x15 1/2x2 1/2" (ALLADIN) SEE NOTE 3	Single	30	38 3/8	29	60 1/2	375	5,974
2151-HD-1315-16		Single	16	38 3/8	29	43	350	5,766
2151-HD-2-1315-56		Double	56	37 1/4	48 1/2	52 3/8	390	10,785
2151-HD-2-1315-64		Double	64	37 1/4	48 1/2	58 3/8	460	11,619
2151-HD-3-1315-84		Triple	84	37 1/4	69 3/4	52 3/8	625	15,143
2151-HD-3-1315-96		Triple	96	37 1/4	69 3/4	60	650	15,703



2151-HD-2-1116-68
(with correctional package)

NOTE 1: Prices are based on a minimum quantity of 5 units. For quantities under 5, consult factory.

These cabinets are also available with heating unit and for other tray sizes. Consult factory.

NOTE 2: These models for 11"x16"x2 3/4" trays will also carry Duralux T-240 (11 1/4"x15 1/2"x2 2/5" thk), Incellator #2 & 3 (10"x16"x2.15" or 2.85" thk), Plastocon (10 3/4"x14 1/2"x2 1/2" or 3 1/4" thk) and Rock (9 1/2"x14 1/4"x1 7/8" thk) trays. Capacity will vary.

NOTE 3: These models for 13 7/8"x15 1/2"x2 1/2" will NOT go thru' a standard 33"W door. Please make sure that your hallway door openings are larger than 38" for these carts. These models will also carry design specialty T-340 (13 3/8"x15 1/8"x2 9/16" thk) and Plastocon (Insulator & Supermax 13.6"x15"x2.86" thk) trays. Capacity will vary.

NOTE 4: Sample tray is required with order for proper sizing.

NOTE 5: These cabinets are also available as heated cabinets. Aluminum construction is also available. Consult factory.

Options:

List Price

1. Correctional package.....\$920
2. 18 ga. Exterior.....Add 12% (consult factory)
3. Top mounted latch.....\$300 (for single or double door cabinet)
4. Top mounted latch.....\$600 (for triple door cabinets)
5. 6" Balloon casters upgrade.....\$282
6. 8" Balloon casters upgrade.....\$383
7. 8" Polyurethane casters upgrade.....\$248

For other options, see Table CC-1



SAMMONS EQUIPMENT MFG. CORP.

SHAMMI INDUSTRIES

SAMCO

www.sammonsequipment.com

390-A Meyer Circle

Corona, CA 92879-1078

Tel: (951) 340-3419 • Fax: (951) 340-2716

Insulated double door tray delivery cabinets for smaller compartment trays for correctional facilities

- Fully insulated stainless steel double door cabinets.
- 2 different styles offered. (Choice of trays on 3" centers or stacked)
- 6" casters, 2 with brakes, push handle & perimeter bumper are standard.
- Heavy duty reinforced correctional hinges.

CATALOG PAGE B-26B

STYLE "A": Slides are spaced on 3" centers (Double sets of rack in each section)

Model Number	Tray Size (Inches)	Tray Spacing (Inches)	Tray Capacity	O.A. Dimensions (Inches) D x W x H	Weight (Pounds)	List Price (see note 1)
2150-HD-4-910-128	9 x 10½ x 2½	3	128	31½ x 58¾ x 64½	590	\$12,427
2150-HD-4-910-112	9 x 10½ x 2½	3	112	31½ x 58¾ x 58½	565	12,046
2150-HD-4-910-96	9 x 10½ x 2½	3	96	31½ x 58¾ x 52½	530	11,576
2150-HD-4-0608-192	6¾ x 8½ x 2½	3	192	31½ x 57¼ x 64½	570	12,275
2150-HD-4-0608-168	6¾ x 8½ x 2½	3	168	31½ x 57¼ x 58½	536	11,969
2150-HD-4-0608-144	6¾ x 8½ x 2½	3	144	31½ x 57¼ x 52½	510	11,472



STYLE "A"
2150-HD-4-910-128

STYLE "B": Trays are to be stacked. Cabinet furnished without slides, but supplied with removable tubular shelves for stacking trays.

Model Number	Tray Size (Inches)	Tray Spacing (Inches)	Tray Capacity	O.A. Dimensions (Inches) D x W x H	Weight (Pounds)	List Price (see note 1)
2150-HD-2-ST-910-128	9 x 10½ x 2½	Stacked	128	31½ x 58¾ x 64½	510	\$11,216
2150-HD-2-ST-910-112	9 x 10½ x 2½	Stacked	112	31½ x 58¾ x 58½	486	10,833
2150-HD-2-ST-910-96	9 x 10½ x 2½	Stacked	96	31½ x 58¾ x 52½	440	10,513
2150-HD-2-ST-0608-216	6¾ x 8½ x 2½	Stacked	216	31½ x 57¼ x 64½	500	11,073
2150-HD-2-ST-0608-192	6¾ x 8½ x 2½	Stacked	192	31½ x 57¼ x 58½	470	10,864
2150-HD-2-ST-0608-168	6¾ x 8½ x 2½	Stacked	168	31½ x 57¼ x 52½	432	10,511



STYLE "B"
2150-HD-2-ST-910-128
(shown with vertical separators)

NOTE 1: Prices are based on a minimum quantity of 5 units. For quantities under 5, consult factory.

These cabinets are also available with the heating unit and for other size trays. Consult factory.

NOTE 2: These cabinets are also available with left section non-heated (Ambient) and right section heated.

Aluminum construction is also available. Consult factory.

NOTE 3: Style "B" cabinets are also available with vertical separators for 9x10½" trays as shown on the picture on right hand side. See Options below. Aluminum construction is also available. Consult factory.

NOTE 4: Sample tray is required with order for proper sizing.

Options:

List Price

1. Vertical separators for Style "B".....\$874
2. Correctional package.....\$919
3. Top mounted latch.....\$300
4. 18 ga. Exterior.....Add 12%

Options:

List Price:

5. 6" Balloon casters upgrade.....\$282
6. 8" Balloon casters upgrade.....\$383
7. 8" Polyurethane casters upgrade.....\$248
8. All aluminum construction.....P.O.R.

For other options, see Table CC-1



SAMMONS EQUIPMENT MFG. CORP.

SHAMMI INDUSTRIES

SAMCO

www.sammonsequipment.com

390-A Meyer Circle

Corona, CA 92879-1078

Tel: (951) 340-3419 • Fax: (951) 340-2716

Heavy duty stainless steel security cabinets for correctional and institutional use

- 18 ga. s/s intermediate shelves, sides, top, back & doors.
- 14 ga. s/s bottom shelf reinforced with 12 ga. s/s caster bolster channels.
- Perforated doors & sides for easy viewing of stored products.
- 6"x2" polyurethane casters (2 swivel, 2 rigid).
- Push handle & wrap around bumper.

CATALOG PAGE B-36

Shelf Size (Inches)	No. of Compartments	Model Number	Shelf Clearance (Inches)	O.A. Dimensions (Inches)			Weight (Pounds)	*List Price
				W	L	H		
27x 54	4	S-5100-EHD-4-2754	13½	31	60½	71¾	410	\$14,175
	3	S-5100-EHD-3-2754	13½	31	60½	56¼	378	13,100
25½x48	4	S-5100-EHD-4-2548	13½	29¼	54½	71¾	385	P.O.R.
	3	S-5100-EHD-3-2548	13½	29¼	54½	56¼	360	P.O.R.

* NOTE: Prices are based on a min. qty. of 4 units

Options:

- A. Extra extended handle
B. Brakes on 2 swivel casters
C. All 4 swivel casters
D. Top mounted latch
E. Additional lockable hasp

List Price

\$420
142
127
300
149

Options

- F. 6" Balloon casters
G. 8" Polyurethane casters
H. 8" Balloon casters
I. 8" Pneumatic casters
J. Solid sides (without any perforations)

List Price


\$283
248
383
394
P.O.R.



S-5100-EHD-4-2754
shown with 6" balloon casters
and correctional package

Non-insulated heavy duty double door tray delivery cart for insulated trays for correctional facilities, aluminum & stainless steel

- 14 ga. s/s or 0.125" thick alum. reinforced deck.
- 18 ga. s/s or 0.080" thick alum. body, top and doors.
- One solid middle shelf.
- 6"x 2" polyurethane casters (2 swivel, 2 rigid).
- Wrap around bumper & push handle.



S-5036-1-2854
shown with optional 4 sides top rail
and 8" balloon casters

CATALOG PAGE B-35

Model Number		Shelf Size (Inches)	Shelf Clearance (Inches)	Tray Size (Inches)	Tray Capacity (see note)	O.A. Dimensions (Inches) W x L x H	Weight (Pounds)		List Price	
Alum	S/S						Alum	S/S	Alum	S/S
S-5036-1-2454	S-5100-1-2454	24 x 54	23	Duralux T-140 11x16x2¾	96	26¼ x 60½ x 60½	288	395	\$6,320	\$8,501
S-5036-1-2854	S-5100-1-2854	28½ x 54	23	Alladin 13¾x15¼x2½	108	32 x 60½ x 60½	315	420	6,433	8,702
S-5036-1-2834	S-5100-1-2834	28½ x 34½	21½	Alladin 13¾x15¼x2½	64	32 x 41 x 57½	290	386	5,830	7,339
*S-5036-1-2460	*S-5100-1-2460	24 x 60	23	Rock/X-tray 9½x14¼x1¾	192	26¼ x 66½ x 60½	310	402	6,818	9,661

NOTE: Tray capacity shown is the total capacity for two compartments. Each compartment will carry one half the capacity shown.

Carts are also available without doors. Consult factory.

*Can also carry 96 Plastocon (10¾"x 14½"x 3¼") trays (48/section).

For Options, see above & also see Table AA-1.



SAMMONS EQUIPMENT MFG. CORP.

SHAMMI INDUSTRIES

SAMCO

www.sammonsequipment.com

390-A Meyer Circle

Corona, CA 92879-1078

Tel: (951) 340-3419 • Fax: (951) 340-2716

TABLE BB-1
OPTIONS FOR CABINETS, TRANSPORT & DELIVERY, NON-HEATED

	LIST PRICE FOR	
	ALUMINUM MODELS	STAINLESS STEEL MODEL
1. Corner bumpers (set of 4)	\$149	\$164
2. Vertical leg bumpers (set of 4)	175	193
3. Wheel brakes (pair) for 5" or 6" casters	61	61
4. Wrap around bumper (single section cabinet)	269	305
5. Wrap around bumper (double section cabinet)	337	402
6. Floor lock (5")	188	249
7. Floor lock (6")	215	280
8. Floor lock (8")	292	355
9. Extra pair of universal angle slides	101	167
10. <u>CASTERS UPGRADE (IN LIEU OF 5" STANDARD, SET OF 4)</u>		
A. 5" Polyurethane	119	119
B. 5" Balloon (decorative)	149	149
C. 6" Polyurethane (1,200# capacity)	184	184
D. 6" Heavy duty polyurethane (2,000# capacity)	280	280
E. 5" Hi-Temp	221	221
F. 6" Balloon	326	326
G. 8" Polyurethane	315	315
H. Stationary legs	280	280
11. <u>CASTERS UPGRADE (IN LIEU OF 6" STANDARD, SET OF 4)</u>		
A. 6" Balloon	236	236
B. 8" Balloon	390	390
C. 8" Polyurethane	249	249
12. Swing door catch (for each door)	106	125
13. Door tag holder (for each door)	61	96
14. Lockable latch (for each door)	127	149
15. Top mounted latch (for each door)	244	299
16. Push handle (each)	167	215
17. Push handle (each) with 2 donut bumpers	215	272
18. Solid dutch doors (non-insulated) in lieu of single solid door	270	352
19. Solid dutch doors (insulated) in lieu of single solid door	342	559
20. Single LEXAN® door in lieu of single solid door	384	471
21. Dutch LEXAN® doors in lieu of single solid door	706	844
22. Dutch LEXAN® doors in lieu of single LEXAN® door	279	355
23. 3 sided top rail (for-transport of light objects)	243	357
24. Pass thru' door (non-insulated)	388	493
25. Pass thru' door (insulated)	513	665
26. *Woodgrain vinyl on all 4 sides (single section cabinet)	531	531
27. *Woodgrain vinyl on all 4 sides (double section cabinet)	706	706
28. *Woodgrain formica on all 4 sides (single section cabinet)	708	708
29. *Woodgrain formica on all 4 sides (double section cabinet)	1,014	1,014
30. Drain hole/section	132	165
31. Export crating	566	566
32. Vent holes on sides	132	198
33. Vent holes in back	264	242

*WALNUT COLOR WOODGRAIN. OTHER COLORS ARE AVAILABLE AT ADDITIONAL COST. CONSULT FACTORY.

NOTE: Most aluminum cabinets are also available in s/s construction. Add 85% to list prices of aluminum models unless listed otherwise based on a minimum of 5 units & an up charge of 20% to 80% may apply for quantities under 5. Consult factory.



SAMMONS EQUIPMENT MFG. CORP.

SHAMMI INDUSTRIES

SAMCO

www.sammonsequipment.com

390-A Meyer Circle

Corona, CA 92879-1078

Tel: (951) 340-3419 • Fax: (951) 340-2716

TERMS AND CONDITIONS

1. All prices are F.O.B. Plant, Corona, California.
2. All orders must be in writing and are contingent upon acceptance by Sammons Equipment Mfg. Corp. Representatives and dealers are not authorized to bind orders. Orders once processed internally by Sammons Equip. Mfg. Corp. For production schedule are non cancelable.
3. Payments are net 30 days for open accounts, subject to credit approval, unless otherwise noted. Sammons Equip. Mfg. Corp. Reserves the sole right to establish amount of credit offered and to change it as deemed necessary.
4. All applicable state, federal or municipal use or sales tax in effect now or subsequently becoming effective are to buyers account to be paid by buyer. If goods are for resale buyer must provide a certificate of exemptions.
5. All shipments will be subject to pricing in effect at time of shipment. Prices and specifications are subject to change without notice. Sammons Equipment Mfg. Corp. Reserves the right to discontinue product(s) or to modify design and construction and to substitute material and or equipment equal to or better than originally specified. Price list is not a substitute for detailed specifications. Please check latest prices with factory before ordering, especially if more than six months have passed since the effective date of price list shown on the cover page.
6. Not all items shown in catalog/price lists are produced regularly. Sammons Equipment Mfg. Corp. reserves the sole right to determine which merchandise is returnable and which is not. Therefore, merchandise may not be returned without our written consent before the return. Further limitations on the total dollar amount of such returns and a 60 day time limit from date of original shipment may also apply at the sole discretion of Sammons Equip. Mfg. Corp. All such authorized returned goods must be unused, in prime condition, in original carton and are subject to a minimum restocking and handling charge of 30% of net prices. All transportation charges are to be paid by customer. Goods being returned must be shipped "Freight Prepaid" or shipment will be refused. No returns are accepted on custom built or special or modified equipment.
7. Minimum net for each order whether for parts or otherwise is \$100.00 and is further subject to minimum order quantity for certain items if any specified in this price list.
8. First time orders must be accompanied by a certified or a cashier's check for the full amount of order, including any applicable freight unless satisfactory credit has been established and approved by Sammons Equip. Mfg. Corp.
9. All equipment and parts are shipped at buyer's risk. Title to goods passes to buyer on delivery of goods to the carrier by Sammons Equip. Mfg. Corp. at its plant. Any claims for damages or shortages must be filed promptly with the carrier by the buyer/consignee and any resulting reimbursement is a matter to be resolved between the carrier and the buyer. For an incomplete or damaged shipment, obtain a notation on freight bill followed by an inspection report signed by the freight carrier's agent. For a concealed damage contact the carrier and have their inspector make an inspection report.

WARRANTY

Sammons Equipment Mfg. Corp. warrants to the original purchaser only that it will at its option, repair or replace during the warranty period specified below, any defect in material or workmanship in any part or product manufactured at its plant. The warranty period is one (1) year for parts and (90) days for labor and the period starts on the date of original shipment from its plant. Repair or replacement under the warranty shall be performed, unless otherwise authorized in writing by Sammons Equip. Mfg. Corp., at its plant. Transportation charges are not included and are to buyer's account. Any changes, modifications or alterations of original equipment or parts voids the warranty.

The warranties and limitations of liability set forth herein shall be exclusive, in lieu of, and exclude all other (expressed, implied or statutory) warranties (except title) including without limitations those of merchantability, fitness of purpose, or otherwise.

Sammons Equip. Mfg. Corp. shall under no circumstances be liable for special, incidental, exemplary, or consequential damages including but not limited to, loss by reason of facility shutdown, non-operation, cost of replacement, cost of substitute equipment, facilities, or services, delays in installation of the work or completion of the project, or other such claims arising from any cause whatsoever whether or not such loss or damage is based on contract, warranty, negligence, strict liability, indemnity, or otherwise.

Sammons Equipment Manufacturing Corp.

SHAMMI INDUSTRIES

390-A Meyer Circle • Corona, CA 92879-1078

Telephone: (951) 340-3419 • Fax: (951) 340-2716

Toll free: 1 (800) 417-9260 (outside California)

Web Site: www.sammonsequipment.com

E-mail: info@sammonsequipment.com