




## Corrugated sides delivery & storage cabinet, standard & heavy duty, non-insulated, aluminum

CATALOG PAGE B-1

Type	Model Number	Pan Capacity	Pan Size (Inches)	O.A. Dimensions (Inches)			Weight (Pounds)	List Price
				W	D	H		
Standard Duty	9105-1839	39	18 x 26	22	30 $\frac{1}{8}$	69 $\frac{3}{8}$	136	\$1,752
	9105-1831	31	18 x 26	22	30 $\frac{1}{8}$	57 $\frac{3}{8}$	125	P.O.R.
	9105-1822	22	18 x 26	22	30 $\frac{1}{8}$	45 $\frac{3}{8}$	104	P.O.R.
Heavy Duty	9105-HD-1839	39	18 x 26	22	30 $\frac{1}{8}$	69 $\frac{3}{8}$	142	\$1,817
	9105-HD-1831	31	18 x 26	22	30 $\frac{1}{8}$	57 $\frac{3}{8}$	131	P.O.R.

NOTE: Corrugations are spaced on 1 $\frac{1}{2}$ " centers.

Cabinets are also available in s/s construction. Add"-SS" after model number and add 85% to above prices based on a minimum quantity of 5 units. Consult factory. For options, see Table BB-1



9105-HD-1839

## Aluminum cabinets with stainless steel corrugated sides, for steam pans & gastronorm pans, non-insulated


Pan Size: U.S.A. 12"x 20" steam pan or gastronorm GN 1/1 (325mm x 530mm) steam pan.

Cabinets will also accommodate GN 2/1 pan (530mm x 650mm).

CATALOG PAGE B-2

Type	Model Number	*Pan Capacity	Pan Size (Inches)	O.A. Dimensions (Inches)			Weight (Pounds)	List Price
				W	D	H		
Aluminum Frame S/S Corrugation	9105-1238	38	12 x 20	25	30 $\frac{1}{8}$	69 $\frac{3}{8}$	153	\$2,645
	9105-1230	30	12 x 20	25	30 $\frac{1}{8}$	57 $\frac{3}{8}$	145	P.O.R.
All S/S Frame & Corrugation	9105-1238-SS	38	12 x 20	25	30 $\frac{1}{8}$	69 $\frac{3}{8}$	209	\$4,118
	9105-1230-SS	30	12 x 20	25	30 $\frac{1}{8}$	57 $\frac{3}{8}$	188	P.O.R.

\* Pan capacity based on two 2 $\frac{1}{2}$ " deep steam pans per set of corrugations. Capacity for 4" or 6" deep pans will vary. Corrugations are spaced on 1 $\frac{1}{2}$ " centers. For options, see Table BB-1



9105-1238

## Aluminum extruded side panel cabinets for gastronorm & steam pans, non-insulated

Pan Size: U.S.A. 12"x 20" steam pan or gastronorm GN 1/1 and 2/1

CATALOG PAGE B-2

Model Number	*Pan Capacity	Pan Size (Inches)	O.A. Dimensions (Inches)			Weight (Pounds)	List Price
			W	D	H		
9220-1238	38	12 x 20	25	30 $\frac{1}{8}$	69 $\frac{3}{8}$	145	\$2,105
9220-1230	30	12 x 20	25	30 $\frac{1}{8}$	57 $\frac{3}{8}$	137	P.O.R.

\*Pan capacity based on two 2 $\frac{1}{2}$ " deep steam pans per set of slides. Capacity for 4" or 6" deep pans will vary. For options, see Table BB-1

NOTE: Optional heavy duty reinforced back is available, add "-HD" after model number. Consult factory.



9220-1230

## Delivery & storage cabinet, extruded sides, economy & standard duty, non-insulated, aluminum

CATALOG PAGE B-4

Type	Model Number	*Pan Capacity	Pan Size (Inches)	O.A. Dimensions (Inches)			Weight (Pounds)	List Price
				W	D	H		
Economy	9220-EC-1839	39	18 x 26	21	27 $\frac{3}{8}$	69 $\frac{3}{8}$	118	\$1,456
	9220-EC-1815	15	18 x 26	21	27 $\frac{3}{8}$	31 $\frac{1}{4}$	82	P.O.R.
Std. Duty	9220-1839	39	18 x 26	22	30 $\frac{1}{8}$	69 $\frac{3}{8}$	132	\$1,719
	9220-1835	35	18 x 26	22	30 $\frac{1}{8}$	63 $\frac{3}{8}$	126	P.O.R.
	9220-1831	31	18 x 26	22	30 $\frac{1}{8}$	57 $\frac{3}{8}$	118	P.O.R.

\* Pan spacing is on 1 $\frac{1}{2}$ " centers. For options, see Table BB-1

**NOTE: ALL CABINETS LISTED ON THIS PAGE COME FULLY ASSEMBLED & ARE FURNISHED WITH 5" CASTERS.**



9220-1839



**Super duty & heavy duty tray delivery cabinets, non-insulated aluminum**

CATALOG PAGE B-9

Type	Model Number		Pan Spacing (Inches)	Pan Capacity (18x26)	O.A. Dimensions (Inches)			Weight (Pounds)	List Price	
	Super Duty	Extra Heavy Duty			W	D	H		Super Duty	Extra Heavy Duty
Extruded Sides	9220-SD-1839	9220-EHD-1839	1½	39	22	30¾	69¾	142	\$2,113	\$2,205
	9220-SD-1835	9220-EHD-1835	1½	35	21	27¾	63¾	136	2,161	2,236
	9220-SD-1831	9220-EHD-1831	1½	31	22	30¾	57¾	128	2,067	P.O.R.
Corrugated Sides	9105-SD-1839	-	1½	39	22	30¾	69¾	140	2,233	-
	9105-SD-1831	-	1½	31	22	30¾	57¾	134	2,200	-
	9105-SD-1822	-	1½	22	22	30¾	42¾	126	2,144	-
Angle Ledge	9156-SD-1820	9156-EHD-1820	3	20	22	30¾	69¾	143	2,423	2,571
	9156-SD-1816	9156-EHD-1816	3	16	22	30¾	57¾	137	2,401	2,488
	9156-SD-1812	9156-EHD-1812	5¼	12	22	30¾	69¾	129	2,268	P.O.R.



9220-EHD-1835

For options, see Table BB-1

**Correctional package:** Extra reinforced door, 3 hinges, 30" long s/s lockable latch, wrap around bumper & 6" balloon casters. Other options are available. Consult factory.

List Price
Add \$719 to Extra heavy duty model prices

**Tray delivery carts/cabinets non-insulated, single section, aluminum & stainless steel**

CATALOG PAGE B-7

Tray Size (Inches)	**Model Number		Tray Capacity Based on Spacing				O.A. Dimensions (Inches)			Weight (Pounds)		List Price	
	Aluminum	Stainless Steel	3"	4½"	5 1/16"	6"	W	D	H	Alum	S/S	Alum See note	S/S
14 x 18 Side Loaded 2 Trays/Pair of Slides	9156-1424	9156-SS-1424	40	26	24	20	22	32¾	69¾	149	274	\$2,136	\$4,167
	9156-1420	9156-SS-1420	36	24	20	18	22	32¾	63¾	142	266	2,145	4,183
	9156-1418	9156-SS-1418	32	20	18	16	22	32¾	57¾	138	260	2,132	4,163
	9156-1414	9156-SS-1414	24	16	14	12	22	32¾	45¾	126	250	2,117	4,128
15 x 20 Side Loaded 2 Trays/Pair of Slides	9156-1524	9156-SS-1524	40	26	24	20	24¼	35½	69¾	156	288	2,406	4,694
	9156-1520	9156-SS-1520	36	24	20	18	24¼	35½	63¾	148	276	2,332	4,549
	9156-1518	9156-SS-1518	32	20	18	16	24¼	35½	57¾	140	264	2,262	4,415
	9156-1514	9156-SS-1514	24	16	14	12	24¼	35½	45¾	132	254	2,199	4,292
*16 x 22	9156-1610	9156-SS-1610	18	12	10	9	20¼	27¾	63¾	136	260	2,335	4,555
	9156-1609	9156-SS-1609	16	10	9	8	20¼	27¾	57¾	130	250	2,271	4,432
	9156-1607	9156-SS-1607	12	8	7	6	20¼	27¾	45¾	124	242	2,125	4,146



9156-1424-24-5/16

\*16" x 22" Trays are single end loaded, one tray/pair of slides.

\*\*While ordering, please specify model number followed by capacity and desired spacing. For example, to order aluminum cart for 14" x 18" trays with 4½" spacing and 24 capacity, specify model no. 9156-1420-24-4 ½. Other spacings and carts for different tray sizes are available. Please consult factory. Cabinets for 14" x 18" trays will also accommodate 18" x 26" trays single end loaded.


**NOTE:** Aluminum prices are based on 3" or 5 1/16" spacing. For 4½" or 6" spacing, add 10% to these prices. For s/s carts add 95% to alum. List prices based on minimum quantity of 5 units. Super duty carts are also available. Consult factory. For options, see Table BB-1

**Insulated tray delivery & storage cabinet, heavy duty, aluminum**

(Removable Rack)

CATALOG PAGE B-10

Type of Rack	Model Number	Pan Size (Inches) see note	Pan Capacity	Pan Spacing (Inches)	O.A. Dimensions (Inches)			Weight (Pounds)	List Price
					W	D	H		
Channel Slides	9115-IN-1839-RR	18 x 26	39	1½"	27	36¾	72½	260	\$4,021
	9115-IN-1831-RR	18 x 26	31	1½"	27	36¾	60½	209	P.O.R.
Angle Ledge	9158-IN-1820-RR	18 x 26	20	3"	27	36¾	72½	258	4,221
	9158-IN-1816-RR	18 x 26	16	3"	27	36¾	60½	206	P.O.R.
	9158-IN-1440-RR	*14 x 18	40	3"	27	36¾	72½	265	4,248
	9158-IN-1432-RR	*14 x 18	32	3"	27	36¾	60½	210	P.O.R.



9115-IN-1839-RR

\* Two trays side by side on each pair of slides.

**NOTE:** Insulated cabinets for other pan sizes are also available. Angle ledge slide spacing other than 3" can also be furnished. S/S construction is also available. Consult factory. For options, see Table BB-1

**NOTE: ALL CABINETS LISTED ON THIS PAGE COME FULLY ASSEMBLED & ARE FURNISHED WITH 5" CASTERS.**



**TABLE BB-1**  
**OPTIONS FOR CABINETS, TRANSPORT & DELIVERY, NON-HEATED**

	LIST PRICE FOR	
	ALUMINUM MODELS	STAINLESS STEEL MODEL
1. Corner bumpers (set of 4)	\$149	\$164
2. Vertical leg bumpers (set of 4)	175	193
3. Wheel brakes (pair) for 5" or 6" casters	61	61
4. Wrap around bumper (single section cabinet)	269	305
5. Wrap around bumper (double section cabinet)	337	402
6. Floor lock (5")	188	249
7. Floor lock (6")	215	280
8. Floor lock (8")	292	355
9. Extra pair of universal angle slides	101	167
10. <u>CASTERS UPGRADE (IN LIEU OF 5" STANDARD, SET OF 4)</u>		
A. 5" Polyurethane	119	119
B. 5" Balloon (decorative)	149	149
C. 6" Polyurethane (1,200# capacity)	184	184
D. 6" Heavy duty polyurethane (2,000# capacity)	280	280
E. 5" Hi-Temp	221	221
F. 6" Balloon	326	326
G. 8" Polyurethane	315	315
H. Stationary legs	280	280
11. <u>CASTERS UPGRADE (IN LIEU OF 6" STANDARD, SET OF 4)</u>		
A. 6" Balloon	236	236
B. 8" Balloon	390	390
C. 8" Polyurethane	249	249
12. Swing door catch (for each door)	106	125
13. Door tag holder (for each door)	61	96
14. Lockable latch (for each door)	127	149
15. Top mounted latch (for each door)	244	299
16. Push handle (each)	167	215
17. Push handle (each) with 2 donut bumpers	215	272
18. Solid dutch doors (non-insulated) in lieu of single solid door	270	352
19. Solid dutch doors (insulated) in lieu of single solid door	342	559
20. Single LEXAN® door in lieu of single solid door	384	471
21. Dutch LEXAN® doors in lieu of single solid door	706	844
22. Dutch LEXAN® doors in lieu of single LEXAN® door	279	355
23. 3 sided top rail (for-transport of light objects)	243	357
24. Pass thru' door (non-insulated)	388	493
25. Pass thru' door (insulated)	513	665
26. *Woodgrain vinyl on all 4 sides (single section cabinet)	531	531
27. *Woodgrain vinyl on all 4 sides (double section cabinet)	706	706
28. *Woodgrain formica on all 4 sides (single section cabinet)	708	708
29. *Woodgrain formica on all 4 sides (double section cabinet)	1,014	1,014
30. Drain hole/section	132	165
31. Export crating	566	566
32. Vent holes on sides	132	198
33. Vent holes in back	264	242

\*WALNUT COLOR WOODGRAIN. OTHER COLORS ARE AVAILABLE AT ADDITIONAL COST. CONSULT FACTORY.

**NOTE:** Most aluminum cabinets are also available in s/s construction. Add 85% to list prices of aluminum models unless listed otherwise based on a minimum of 5 units & an up charge of 20% to 80% may apply for quantities under 5. Consult factory.