




Deluxe proofing cabinets non-insulated

Furnished with PR-1400 proofing unit with 15 amps cord & NEMA 5-15P plug. 5" casters are standard.
Power Requirements: Total 1475 watts on 110-120 volts. 60 hz, Single Phase, A.C.

CATALOG PAGE C-1

Deluxe Proofing Cabinets (Aluminum)

| Type | Size of Cabinet | Model Number | Pan Capacity (18"x26") | Pan Spacing (Inches) | O.A. Dimensions (Inches) | | | Weight (Pounds) | List Price (See note) |
|------------------|-----------------|---------------|------------------------|----------------------|--------------------------|-----|-----|-----------------|-----------------------|
| | | | | | W | D | H | | |
| Extruded Sides | Full Size | 9251-DEP-1834 | 34 | 1½ | 22 | 30⅞ | 69⅞ | 170 | \$3,186 |
| | ¾ Size | 9251-DEP-1826 | 26 | 1½ | 22 | 30⅞ | 57⅞ | 162 | 3,374 |
| | Half Size | 9251-DEP-1818 | 18 | 1½ | 22 | 30⅞ | 45⅞ | 150 | 3,353 |
| Corrugated Sides | Full Size | 9271-DEP-1834 | 34 | 1½ | 22 | 30⅞ | 69⅞ | 168 | 3,547 |
| *Angle Ledge | Full Size | 9281-DEP-1817 | 17 | *3 | 22 | 30⅞ | 69⅞ | 174 | 3,445 |
| | ¾ Size | 9281-DEP-1813 | 13 | *3 | 22 | 30⅞ | 57⅞ | 168 | 3,491 |



9251-DEP-1834

Deluxe Proofing Cabinets (Stainless Steel)

| Type | Size of Cabinet | Model Number | Pan Capacity (18"x26") | Pan Spacing (Inches) | O.A. Dimensions (Inches) | | | Weight (Pounds) | List Price (See note) |
|------------------|-----------------|---------------|------------------------|----------------------|--------------------------|-----|-----|-----------------|-----------------------|
| | | | | | W | D | H | | |
| Corrugated Sides | Full Size | 2271-DEP-1834 | 34 | 1½ | 22 | 30⅞ | 69⅞ | 255 | \$5,367 |
| Channel Slides | Full Size | 2251-DEP-1834 | 34 | 1½ | 22 | 30⅞ | 69⅞ | 265 | 5,535 |
| *Angle Slides | Full Size | 2281-DEP-1817 | 17 | *3 | 22 | 30⅞ | 69⅞ | 240 | 5,446 |

*Angle ledge cabinets are also available with 5 1/16" slide spacing. Other sizes & spacings are also available. Consult factory. For options, see Table CC-1

NOTE: LEXAN® door is standard on these proofing cabinets. Solid door in lieu of LEXAN® door is available at no extra charge. Consult factory.


Deluxe universal angle type proofing cabinets, insulated & non-insulated

Furnished with PR-1400 proofing unit with 15 amps cord & NEMA 5-15P plug. 5" casters are standard.
Power Requirements: Total 1475 watts on 110-120 volts. 60 hz, Single Phase, A.C.

CATALOG PAGE C-3

Deluxe Aluminum Proofing Cabinets (Universal Angle Slide Type)

| Type | Model Number | Pan Size (Inches) | Pan Capacity | Pan Spacing (Inches) | O.A. Dimensions (Inches) | | | Weight (Pounds) | List Price (See note 3) |
|---------------|-------------------|-------------------|--------------|----------------------|--------------------------|-----|-----|-----------------|-------------------------|
| | | | | | W | D | H | | |
| Non-Insulated | 9231-DEP-UA-16 | Note 2 | 16 (Note 1) | 3 | 29½ | 33⅞ | 71 | 245 | \$3,383 |
| Insulated | 9234-DEP-IN-UA-16 | Note 2 | 16 (Note 1) | 3 | 31½ | 36⅞ | 72½ | 305 | P.O.R. |



9231-DEP-UA-16

Deluxe Stainless Steel Proofing Cabinets (Universal Angle Slide Type)

| Type | Model Number | Pan Size (Inches) | Pan Capacity | Pan Spacing (Inches) | O.A. Dimensions (Inches) | | | Weight (Pounds) | List Price (See note 3) |
|---------------|-------------------|-------------------|--------------|----------------------|--------------------------|-----|-----|-----------------|-------------------------|
| | | | | | W | D | H | | |
| Non-Insulated | 2231-DEP-UA-16 | Note 2 | 16 (Note 1) | 3 | 29½ | 33⅞ | 71 | 292 | \$5,830 |
| Insulated | 2234-DEP-IN-UA-16 | Note 2 | 16 (Note 1) | 3 | 31½ | 36⅞ | 72½ | 378 | P.O.R. |

NOTE 1: Capacity shown is based on 3" spacing. Each unit is furnished with 16 sets of slides which are adjustable on 1½" centers.

NOTE 2: Each pair of slides can accommodate on 18"x 26" bun pan or one GN2/1 gastronorm pan or two 14"x 18" trays or one 23"x 23" screen or two 12"x 20" steam pans or two gastronorm GN1/1 pans.

NOTE 3: LEXAN® glass door is standard on 9231, 9234, 2231 & 2234 model series cabinets. Solid door in lieu of LEXAN® door is available at no extra charge for correctional or heavy institutional use. These cabinets are also available in half size (8 pan capacity) as well as in under counter sizes. Consult factory. For options, see Table CC-1



Deluxe heater/proofer combination cabinets insulated & non-insulated

Furnished with HPR-2000 heating/proofering unit with 20 amps cord & NEMA 5-20P plug.
Power Requirements: Total 2075 watts on 110-120 volts. 60 hz, Single Phase, A.C.

CATALOG PAGES C-9 & C-10

Aluminum Hot-Proof Non-Insulated Cabinets

| Type | Model Number | Pan Size (Inches) | Pan Spacing (Inches) | Pan Capacity | O.A. Dimensions (Inches) | | | Weight (Pounds) | List Price (see note 1) |
|------------------------|--------------|-------------------|----------------------|--------------|--------------------------|-----|-----|-----------------|-------------------------|
| | | | | | W | D | H | | |
| Extruded Side Channels | 9254-HP-1834 | 18 x 26 | 1½ | 34 | 22 | 30⅞ | 69⅞ | 170 | \$3,389 |
| | 9254-HP-1826 | 18 x 26 | 1½ | 26 | 22 | 30⅞ | 57⅞ | 162 | 3,581 |
| | 9254-HP-1818 | 18 x 26 | 1½ | 18 | 22 | 30⅞ | 45⅞ | 150 | 3,558 |
| Corrugated Sides | 9274-HP-1834 | 18 x 26 | 1½ | 34 | 22 | 30⅞ | 69⅞ | 168 | 3,767 |
| Angle Ledge | 9284-HP-1817 | 18 x 26 | 3 | 17 | 22 | 30⅞ | 69⅞ | 164 | 3,669 |
| | 9284-HP-1434 | 14 x 18 | 3 | 34 | 22 | 32⅞ | 69⅞ | 168 | 3,917 |



9254-HP-1834


Stainless Steel Hot/Proof Non-Insulated Cabinets

| Type of Slide | Model Number | Pan Spacing (Inches) | Pan Size (Inches) | Pan Capacity | O.A. Dimensions (Inches) | | | Weight (Pounds) | List Price (see note 1) |
|---------------|--------------|----------------------|-------------------|--------------|--------------------------|-----|-----|-----------------|-------------------------|
| | | | | | W | D | H | | |
| Corrugated | 2274-HP-1834 | 1½ | 18 x 26 | 34 | 22 | 30⅞ | 69⅞ | 265 | \$5,600 |
| Channel | 2254-HP-1834 | 1½ | 18 x 26 | 34 | 22 | 30⅞ | 69⅞ | 268 | 5,765 |
| Angle Ledge | 2284-HP-1817 | 3 | 18 x 26 | 17 | 22 | 30⅞ | 69⅞ | 240 | 5,676 |
| | 2284-HP-1434 | 3 | 14 x 18 | 34 | 22 | 32⅞ | 69⅞ | 290 | 5,969 |

NOTE 1: These non-insulated hot/proofer cabinets are provided with LEXAN® doors as standard. Solid doors are available at no charge. Angle ledge cabinets are also available in different heights & spacings. Consult factory. For options, see Table CC-1

Aluminum Hot-Proof Insulated Cabinets (with removable rack)

| Type | Model Number | Pan Size (Inches) | Pan Spacing (Inches) | Pan Capacity | O.A. Dimensions (Inches) | | | Weight (Pounds) | List Price |
|------------------------|---------------------|-------------------|----------------------|--------------|--------------------------|-----|-----|-----------------|------------|
| | | | | | W | D | H | | |
| Extruded Side Channels | *9253-HP-IN-DD-1834 | 18 x 26 | 1½ | 34 | 27 | 36⅞ | 72½ | 265 | \$4,869 |
| | 9253-HP-IN-1826 | 18 x 26 | 1½ | 26 | 27 | 36⅞ | 60 | 237 | 4,585 |
| Angle Ledge | *9283-HP-IN-DD-1817 | 18 x 26 | 3 | 17 | 27 | 36⅞ | 72½ | 255 | 5,043 |
| | 9283-HP-IN-1813 | 18 x 26 | 3 | 13 | 27 | 36⅞ | 60 | 230 | 4,771 |
| | *9283-HP-IN-DD-1434 | 14 x 18 | 3 | 34 | 27 | 36⅞ | 72½ | 255 | 5,579 |
| | 9283-HP-IN-1426 | 14 x 18 | 3 | 26 | 27 | 36⅞ | 60 | 230 | 5,073 |



9253-HP-IN-DD-1834

Stainless Steel Hot/Proof Insulated Cabinets (with removable rack)

| Type | Model Number | Pan Size (Inches) | Pan Spacing (Inches) | Pan Capacity | O.A. Dimensions (Inches) | | | Weight (Pounds) | List Price |
|----------------|---------------------|-------------------|----------------------|--------------|--------------------------|-----|-----|-----------------|------------|
| | | | | | W | D | H | | |
| Channel Slides | *2253-HP-IN-DD-1834 | 18 x 26 | 1½ | 34 | 27 | 36⅞ | 72½ | 378 | \$7,487 |
| | 2253-HP-IN-1826 | 18 x 26 | 1½ | 26 | 27 | 36⅞ | 60½ | 360 | 6,782 |
| Angle Ledge | *2283-HP-IN-DD-1817 | 18 x 26 | 3 | 17 | 27 | 36⅞ | 72½ | 380 | 7,612 |
| | 2283-HP-IN-1813 | 18 x 26 | 3 | 13 | 27 | 36⅞ | 60½ | 362 | 6,906 |

*Dutch doors are standard on these 72½" high insulated cabinets.

NOTE 2: Insulated cabinets are provided with solid insulated doors. Optional LEXAN® doors are available. See Table CC-1 for this & other options.



**TABLE CC-1
OPTIONS FOR PROOFER & HOT CABINETS**

| | LIST PRICE FOR | |
|--|-----------------|-----------------------|
| | ALUMINUM MODELS | STAINLESS STEEL MODEL |
| 1. Corner bumpers (set of 4) | \$149 | \$164 |
| 2. Vertical leg bumpers (set of 4) | 175 | 193 |
| 3. Wheel brakes (pair) for 5" or 6" casters | 61 | 61 |
| 4. Wrap around bumper (single section cabinet) | 269 | 305 |
| 5. Wrap around bumper (double section cabinet) | 337 | 402 |
| 6. Floor lock (5") | 188 | 249 |
| 7. Floor lock (6") | 215 | 280 |
| 8. Floor lock (8") | 292 | 355 |
| 9. Extra pair of universal angle slides | 101 | 167 |
| 10. <u>CASTERS UPGRADE (IN LIEU OF 5" STANDARD, SET OF 4)</u> | | |
| A. 5" Polyurethane | 119 | 119 |
| B. 5" Balloon (decorative) | 149 | 149 |
| C. 6" Polyurethane (1,200# capacity) | 184 | 184 |
| D. 6" Heavy duty polyurethane (2,000# capacity) | 280 | 280 |
| E. 5" Hi-Temp | 221 | 221 |
| F. 6" Balloon | 326 | 326 |
| G. 8" Polyurethane | 315 | 315 |
| H. Stationary legs | 280 | 280 |
| 11. <u>CASTERS UPGRADE (IN LIEU OF 6" STANDARD, SET OF 4)</u> | | |
| A. 6" Balloon | 236 | 236 |
| B. 8" Balloon | 390 | 390 |
| C. 8" Polyurethane | 249 | 249 |
| 12. Swing door catch (for each door) | 106 | 125 |
| 13. Door tag holder (for each door) | 61 | 96 |
| 14. Lockable latch (for each door) | 127 | 149 |
| 15. Top mounted latch (for each door) | 244 | 299 |
| 16. Push handle (each) | 167 | 215 |
| 17. Push handle (each) with 2 donut bumpers | 215 | 272 |
| 18. Solid dutch doors (non-insulated) in lieu of single solid door | 270 | 352 |
| 19. Solid dutch doors (insulated) in lieu of single solid door | 342 | 559 |
| 20. Single LEXAN [®] door in lieu of single solid door | 384 | 471 |
| 21. Dutch LEXAN [®] doors in lieu of single solid door | 706 | 844 |
| 22. Dutch LEXAN [®] doors in lieu of single LEXAN [®] door | 279 | 355 |
| 23. *Single pass thru' door in the rear | 546 | 697 |
| 24. *Dutch pass thru' doors in the rear | 683 | 1,222 |
| 25. 220v/240v application (in lieu of 120v) | 348 | 348 |
| 26. Canadian application (in lieu of U.S.) | 229 | 229 |
| 27. 17 hour timer (in lieu of 10 hour) | 145 | 145 |
| 28. HE-2000 (2,000w heating, 20 amps service unit) in lieu of HE-1600 (1,600w heating, 15 amps service unit) | 184 | 184 |
| 29. Bail handles/pair/ side | 145 | 201 |
| 30. Drain hole/section | 132 | 132 |
| 31. Export crating | 566 | 566 |

*FOR HOT INSULATED CABINETS WITH TOP MOUNTED HEATING UNITS ONLY.

NOTE: Most aluminum hot, proof & hot/proof cabinets are also available in s/s construction. Add 65% to list prices of aluminum models unless listed otherwise based on a minimum quantity of 5 units & an up charge of 20% to 80% may apply for quantities under 5. Consult factory.